



US Cabinet Depot is a blend of cabinetry professionals from many different areas of the cabinet industry. This mix of knowledge and experience has allowed us to build a company that truly understands the needs of its customers. Our focus is on providing products that exceed our customers' expectations in quality, price and service.

Quality:

Our products are designed to the highest standards in style and function. We start by selecting only high quality raw materials, hardware, adhesives and finishes. This bundle of superior components is the first step to securing your long term satisfaction.

The second step is a state of the art manufacturing process which ensures consistent production across the board. We have worked diligently to cut out waste and eliminate bottle necks. New manufacturing technologies are quickly implemented as they become available to the industry. The result is streamlined and efficient production costs which support a very competitive sales price for our products.

The final step is thorough inspections. Components are inspected for quality at the completion of each step of the manufacturing process. When the entire process is complete, each batch of product is compared with a control group to make sure it will match warehouse inventory perfectly. These quality standards were established so our customers have confidence in the consistent quality of our construction, color and finish.

Service:

We believe a product is only as good as the service that supports it. We spend a lot of time developing materials, processes and policies in order to make sure our customers are better served. The services we provide can be divided into three categories: supporting materials, order processing and customer service. Large strides have been made to ensure all of the pertinent information customers seek is readily available. Marketing materials are constantly being developed and distributed to help our customers educate their clientele. We understand that these are the sales tools required to successfully sell our product in your showrooms.

Our automated order processing system has allowed us to eliminate many unnecessary steps, significantly reducing our lead time. Orders placed online seamlessly flow through our inventory control and accounting systems.

We have a great team of experienced cabinet professionals ready to hear your concerns and answer your questions. Most importantly we listen to the input our customers give us and make sure your suggestions are addressed as we continually seek ways to better serve you. The goal is to establish a mutually beneficial relationship in which we can grow our businesses around.

Sample Doors

Capital Framed Collection - Highland Series

Shaker



White



Antique White



Dove



Grey



Cinder

York



Antique White

Torrance



White



Dove

Casselberry



Antique White



Saddle

Sample Doors
are available
to purchase
individually or
as a kit.

altaeuro Full-Access Frameless


Torino



White Pine



Grey Wood



Dark Wood

Riviera



Oyster Shell



Conch Shell


Verona - COMING 2021



Pure Blanc




Storm Grey



Midnight Navy

Palermo



Gloss White

Marketing Tools



Highland Series Sales Sheet
(50 Pack)



altaeuro Sales Sheet (50 Pack)



Specification Manual



Framed Mini Base



Frameless Mini Base



Framed Merchandiser



Frameless Merchandiser

Dealer Policies

- As an authorized US Cabinet Depot dealer, it is your responsibility to communicate our policies, product information, order information, claim information, ect. to your customer.
 - **US Cabinet Depot will not provide any details to your customer at any time nor will we be held responsible for any inaccurate information provided by you or your associates.**
- All online resale of US Cabinet Depot products must be approved PRIOR to offering it for sale.
 - If online resale is approved by US Cabinet Depot, you are only allowed to resale on the website specified at the time of approval. Approval for resale on additional websites will need additional approval from US Cabinet Depot.
- Prior to publicizing your selling price, all dealers must adhere to the minimum advertised price as confirmed with your US Cabinet Depot representative.
- US Cabinet Depot will not accept shipping damage claims for warehouse pick up orders that are later shipped at dealer's discretion.

Order Processing & Payment

4

- All orders from US Cabinet Depot approved dealers will be accepted online only.
- **Full Payment is required before an order will be processed.** (This includes backorders and approved written add-ons).
- Payment can be made by Credit Card, Debit Card, or PayPal.
- Once an order is in process, no changes can be made. Additional items can be processed online as a new order.
- **Shipped Orders:**
 - Standard Advantage shipping is available for qualifying flat pack orders and will ship within 7 full business days.
 - Express Advantage shipping is available for all flat pack orders and will ship within 3 full business days.
 - Assembled orders are processed and shipped within 10 full business days.
- **Warehouse Pickup Orders:**
 - Flat pack warehouse pickup orders are processed and made available for pickup within 3 full business days.
 - Assembled warehouse pickup orders are processed and made available for pickup within 10 full business days.
- **RUSH ADVANTAGE ORDERS** will be processed for an additional fee for **flat pack orders ONLY.** (All orders with rush services are subject to total item quantity review.) The "Rush Fee" only applies to warehouse processing time and does not apply to transit time to your destination.

- Same day warehouse pickup is available for flat pack orders placed by 12:00 PM (local warehouse time) and require a minimum 3 hour processing time.
- Same day shipping is available for flat pack orders placed by 12:00 PM (local fulfilling warehouse time). Orders placed after 12:00 PM will be processed the following business day.
- Rush Advantage is unavailable for assembly orders and discontinued lines. Combined orders subject to refund of rush fee.
- Rush Advantage must be selected at the time of checkout.
- "Day One" starts on the **NEXT** full business day after the order is placed.
- Cancellations after the order is picked will be subject to a 10% processing fee.
- Cancellations made after an order is shipped are subject to a 20% restocking/processing fee.

Assembly & Modifications

- Assembly and limited modifications are available for warehouse pickup and freight shipped orders for additional labor and shipping fees as calculated by the website.
- A limited number of modifications are available **ON FRAMED ASSEMBLED ITEMS ONLY**, including:
 - Increased Depth
 - Decreased Depth
 - Prep for Glass: Route Door(s) & Finish Interior
 - Double Oven Conversion
- Modifications exempt the entire order from normal lead times.
- **Full payment must be received** prior to start of modifications.

5

Shipping & Delivery

- All LTL freight orders are packaged in individual boxes, placed on a pallet, shrink wrapped and strapped.
- All LTL freight shipping charges are calculated online at the time of checkout.
- US Cabinet Depot manages all shipping. 3rd party freight carriers **cannot** be sent by the dealer to pick up orders.

LTL Shipping

- There is a 2-5 business day standard transit time with LTL carriers. **Please account for at least one extra day for residential deliveries and deliveries requiring a scheduled delivery appointment.**
- **Shipping charges must be paid for when your order is placed online.** (Orders exceeding standard LTL sizes are subject to additional fees for Full Truckload shipping).
- You will receive a tracking number by email the day after the order has shipped.
- All destinations must be **tractor/trailer accessible**, or Limited Access fees will be applied (\$100).
- For residential deliveries and deliveries requiring appointments, the **freight company will contact you** 24 hours in advance to schedule the delivery (usually a 3-4 hour window).
- Shipping charges cover ONE delivery attempt. The customer is responsible for any additional shipping and handling charges for delivery failure due to customer circumstances.

LTL Delivery Policies

- The driver is only responsible for placing the pallet on the ground for deliveries that had lift gate services selected at the time of check out.
- Address classifications are based on city zoning, therefore it is possible to have a commercial property in a residential area. In this case the delivery would be considered residential, and subject to the residential delivery fees and conditions.
- A responsible party must be present to inspect, inventory, and sign off on delivery.
 - You **MUST** notate if the number of pallets delivered does not match the number listed on the driver's BOL copy.
 - Careful inspection of packaging conditions is vital to file freight claims. Any visible damages must be noted on the paperwork when signing for the delivery, as well as documented with photos. Even if you are not sure if the contents inside contain damages due to the exterior's condition, you **MUST** indicate on the BOL to be able to claim concealed damages in the future.
 - Do **NOT** reject damaged items. The delivery should be accepted, with documentation of the damage, and a claim should be filed online. SEE IMPORTANT NOTES IN MISSING AND DAMAGED ITEMS SECTION TO FOLLOW.
- Regional delivery services are available in select markets. Rates and delivery services vary by market.

Pick Up Orders

- Orders **MUST** be picked up within **5 business days** of receiving the ready for pickup notification.
- Orders not picked up within 5 business days are subject to a storage fee of \$25 per pallet per day.
- Orders not picked up within the allotted 10 business days will be **returned to stock, incurring the storage fee and a 10% restocking fee that will be deducted from the total refund** of the order.

Replacements for Missing or Damaged Items (Including Concealed Damage)

- US Cabinet Depot has final determination of resolution for any manufacturer warranty claims submitted. Solutions should be discussed with US Cabinet Depot prior to being promised to the end customer.
- Blemishes or other damages not impacting the structural integrity of a cabinet will not warrant a full cabinet replacement. US Cabinet Depot reserves the right to provide alternative products or components as solutions.
- Freight claims for obvious damage or shortage can only be accepted **when indicated on the bill of lading**.
- Freight damage claims must be filed within 5 business days. No claims will be allowed without the proper paperwork noting the damage at the time of delivery.
- To file a claim for a damage or a shortage, please log into our website and use our damage claim module.
- The following must be included to process the claim:
 - Order number
 - Buyer's name
 - Shipping address for replacements
 - Brief description of damage or shortage, including item numbers and/or parts
 - PICTURES of the damage are required
- Upon receipt of the damage claim, we will review the request within 48 business hours. Replacements will then be shipped out within 24-48 hours.
- Expedited shipping service is **NOT** available for replacements and/or parts.
- All damages must be documented and reported upon opening the boxes.
 - Missing items must be reported within **two weeks** from delivery.
 - Concealed damages must be reported within **one month** from delivery.
- Items that have been assembled and installed **cannot** be claimed as damaged.
- **US Cabinet Depot cannot be held responsible for any labor costs accrued during the installation of any of its products sold via any of its channels of distribution. This includes, but is not limited to, items that may be flawed or have become damaged in transit.**

Return Merchandise Authorizations (RMA)

- All returns must be authorized by US Cabinet Depot prior to return shipment.
- For authorization, please send an email request to support@uscabinetdepot.com.
- Returns must be received by US Cabinet Depot within 30 days of purchase.
- All items must be returned in original, unopened packaging, therefore **NO RETURNS ON ASSEMBLED CABINETS.**
- No returns on trims, mouldings, fillers, panels or sales tools.
- No returns on discontinued cabinet styles.
- QUALIFYING returns will incur a 20% RESTOCKING FEE.
- The customer is responsible for setting up and covering all return shipments.
- Any returned product DEEMED UNSELLABLE **WILL NOT RECEIVE CREDIT.**

Marketing Policies

- US Cabinet Depot cannot be held liable for applicable marketing costs for marketing our products.
- Private labeling is done at dealer's discretion.
- The use of any images and sales materials in your private label marketing can be released by emailing info@uscabinetdepot.com.

Display Policy

US Cabinet Depot is happy to partner with our displaying dealers. We now offer a 50% credit on US Cabinet Depot products that are ordered and installed in a dealer's showroom. Products can only be for display, not for functional use. Desks, bathrooms, breakrooms, etc. are not eligible for rebate. Each dealer can earn up to a total of \$2,500 in credits. The display items must be ordered online, paid in full, and pictures sent to info@uscabinetdepot.com of showroom installation before a credit can be released. Please note: Drop shipped items do not qualify for as part of the Display Program.

Third Party Design Programs

US Cabinet Depot does not guarantee the accuracy of any third party design software. This includes (but is not limited to) 2020 Design and ProKitchen Design softwares.

Please refer to your dealer portal for accurate information on US Cabinet Depot product specifications and pricing.

Construction

Are your cabinets constructed with solid wood?

Framed Capital Collection

- *Doors & Drawer Fronts* -
 - All stained doors, drawer fronts, and frames are constructed from 3/4" solid Birch hardwood. Our Casselberry Saddle style has a solid birch center panel, while our stained Shaker Cinder has a veneered MDF center panel.
 - Our painted styles feature an all HDF door: Shaker White, Shaker Grey, Shaker Dove, Shaker Antique White, Torrance White, Torrance Dove, Casselberry Antique White, and York Antique White.
- *Cabinet Box* - Our framed cabinet boxes are constructed from solid Birch hardwoods and furniture grade plywood. All materials are CARB2 compliant for standard US restrictions for formaldehyde emissions.
- *Drawer Box* - Our framed cabinetry features four-sided drawer boxes constructed from 5/8" thick solid hardwood, dovetail joints, and a fully captured 3/8" thick plywood floor.

altaeuro Full Access Frameless

- *Doors & Drawer Fronts* -
 - Our Torino and Riviera styles feature a fully edge banded, thermofused textured melamine over engineered wood, with a matching back.
 - Our Palermo style features a fully edge banded, high-gloss PET laminate over engineered wood, with a matte melamine back.
 - Our Verona style features a five-piece HDF painted door.
- *Cabinet Box* - Our frameless cabinet boxes are constructed using MDF and furniture grade plywood. All materials are CARB2 compliant for standard US restrictions for formaldehyde emissions.
- *Drawer Box* - Our frameless cabinetry comes standard with our altamax drawer box. The altamax drawer box is a four-piece construction box complete with 1/2" thick metal sides and 5/8" thick thermofused melamine engineered wood back and floor.

How is the interior of the cabinet finished?

Framed Capital Collection

- Our framed cabinetry comes standard with UV coated natural interiors. Glassdoor "GD" cabinets have interiors that are painted or stained to match the exterior.

altaeuro Full Access Frameless

- Our altaeuro cabinet boxes feature a grey linen thermofused melamine in and out.

Are your cabinets CARB2 certified?

Yes, all US Cabinet Depot products are 100% in compliance with CARB Phase 1 & CARB Phase 2 defined guidelines of composite wood products.

Are your cabinets strong enough to support a granite countertop?

Our plywood core construction for all of our cabinets ensures the strength required to support granite, concrete, or any other countertop material that you may select. No additional cabinet reinforcement is required.

Do your cabinets have soft-close doors and drawers?

Soft-close doors and drawers are standard on all of our current cabinet collections (excludes select discontinued styles).

Is a finished panel required for exposed cabinet ends?

Framed Capital Collection

- No, all of our framed cabinets come with finished exteriors.

altaeuro Full Access Frameless

- Yes, altaeuro features a standard grey linen thermofused melamine exterior, so panels will be needed to finish the exposed ends.

How much weight can the cabinet drawers hold?

Framed Capital Collection

- Our framed cabinet drawer boxes have a weight capacity of 70 lbs.

altaeuro Full Access Frameless

- Our altamax drawer boxes have the following weight capacities:
 - K-height (5") 88 lbs
 - C-height (6-¾") 132 lbs.

Do you sell paint color or stains that match the finishes of the cabinetry you offer?

We do not carry the paint color or stains to sell direct but we have partnered with Sherwin Williams for easy access to purchase our finishes. Simply visit a Sherwin Williams in your area, let them know you are interested in a custom paint color or stain from their National Accounts database under the name 'BGI'. Once the store associate has accessed the account successfully, provide them with the paint color/stain you are looking for: **Casselberry Antique White:** BGI-CW, **Casselberry Saddle:** BGI-CS, **Torrance White:** BGI-TW, **Torrance Dove:** BGI-TD, **York Antique White:** BGI-YW, **Shaker White:** BGI-SW, **Shaker Antique White:** BGI-SA, **Shaker Dove:** BGI-SD, **Shaker Grey:** BGI-SG, **Shaker Cinder:** BGI-SC, **Verona Pure Blanc:** BGI-VPB, **Verona Storm Grey:** BGI-VSG, **Verona Midnight Blue:** BGI-VMB

Retail locations can accomplish matching any paint color for your projects however, paint color/stains are only recommended for smaller items such as trims & mouldings. For an accurate match for larger items, you will need to contact a Sherwin Williams Professional Coatings Group.

Ordering

What forms of payment do you accept?

We accept all major credit cards (Visa, American Express, MasterCard, and Discover), debit card & PayPal.

How can I check the status of my order?

You can view the progress of your orders by logging onto your account and selecting 'My Order' under the 'My Account' dropdown menu. The order status will be displayed next to your order as well as any tracking information if the order has shipped.

Do you offer credit terms?

We currently do not offer any sort of credit terms to our customers. All orders must be paid in full prior to processing and shipping any orders.

What is your return policy?

We do accept returns in certain circumstances. Please see the 'Return Merchandise Authorizations (RMA)' section of our Terms & Conditions for details.

Delivery

How do you ship your cabinetry?

Most orders will be shipped on a pallet via an LTL (Less than Truckload) carrier. Some smaller items may ship through a small parcel carrier.

How long will it take to receive my cabinets?

Flatpack Orders

- Flatpack orders are processed and shipped out of our facilities within 7 full business days depending on the service chosen during checkout. Transit time to your location can vary from 1-6 business days depending on your location and the services required at delivery. (Backorders are exempt from normal lead times.)

Assembled Orders

- Standard assembled orders are processed and shipped within 10 full business days. Transit time to your location can vary from 1-6 business days depending on your location and the services required at delivery. (Backorders and modification orders are exempt from normal lead times.)

What if my delivery includes damaged cabinets?

If your order is received damaged, please notate any damages with the freight company on the delivery receipt when accepting the delivery and take photos of the damaged items. Most importantly, do not refuse the shipment. Submit a claim online with the photos of the damages or send them immediately to support@uscabinetdepot.com. US Cabinet Depot will review and replace damaged pieces in a timely manner.

Limited Lifetime Warranty

Brothers Global Inc warrants to the original consumer purchaser that US Cabinet Depot cabinetry, door hinges, and drawer glides will be free from defects in material and workmanship under normal use and service for the lifetime of the product (Proof of Purchase is required). This warranty is not transferable and only applicable to product used for residential purposes. Representatives of US Cabinet Depot do not have the authority to change or enlarge this warranty.

This warranty does not cover normal wear and tear, damage or defects caused by accidents, misuse, abuse, or lack of necessary maintenance; nor does it cover alteration, modification, improper installation, improper handling / storage, environmental conditions, nor any labor expenses.

Brothers Global Inc., at our option, may elect to repair or replace with a functionally equivalent product any US Cabinet Depot product covered by this warranty. Some replacement parts are subject to availability and may differ from original parts received. Return of defective product may be required for a replacement to be issued. Repair parts or replacement parts are at the expense of Brothers Global Inc., but customer shall bear all other expenses. These expenses may include, but are not limited to, cost of removal and re-installation of product, labor expenses, etc.


Just as no two trees are alike, no two pieces of wood are alike. The variation in color and grain pattern in wood adds to its natural beauty and is not considered an imperfection. Environmental factors, including but not limited to artificial / natural light, moisture, cleaners, smoke, etc, may cause the darkening or mellowing of a cabinet over time. This is a natural process and can be expected. This warranty does not cover the natural aging or darkening / mellowing of wood color, the inherent growth characteristics of, or variation in wood.

Some of the cabinet lines feature a glazed finish which accentuates the door and drawer front profiles. This glaze is hand applied over a stain or paint and may, due to the nature of application, consist of random drips, runs, etc. As glazing is a hand applied process, there will be variations in color and appearance from door to door and cabinet to cabinet. This is not considered a defect and is considered normal with hand applied finishes. It is the nature of wood to expand and contract to varying degrees depending on climate conditions. As a result, cabinet lines with painted surfaces may show fractures in the paint at joints. This is normal and is not considered a defect.

This warranty is valid only in the United States of America and Canada and is not transferable. All implied warranties are limited in duration to the shorter of the period provided by law or the period of this warranty. To the extent permitted by law, this warranty excludes special, incidental, or consequential damages. Some states do not allow the exclusion or limitations of incidental or consequential damages or limitations on how long an implied warranty lasts, so the above limitations or exclusions may not apply to you. This warranty gives you specific legal rights; you may have other rights which vary from state to state. To exercise this warranty, please contact the US Cabinet Depot supplier from whom you purchased the product. Report, in writing, to support@uscabinetdepot.com all defects claimed and include proof of purchase documentation.

TORINO


(*Specifications subject to change without notice)



**WHITE PINE
(TWP)**



**GREY WOOD
(TGW)**



**DARK WOOD
(TDW)**

- Frameless Full Access Construction
- Horizontal Textured Melamine Woodgrain Engineered Wood Slab Front with Matching Back
- Universal 18mm Plywood Composite Cabinet Box with a Grey Linen Thermofused Melamine Inside & Out
- **altamax** Full Extension Soft-Close Orion Grey Drawer Box
 - Blum Legra Upgrade Available
- **optishelf** Full Depth 18mm Adjustable Shelf with Full Edge Banding
- Hettich Sensys Adjustable 110° Soft-Close Hinges
- **easylevel** Leg System

RIVIERA

(*Specifications subject to change without notice)



**OYSTER SHELL
(ROS)**



**CONCH SHELL
(RCS)**

- Frameless Full Access Construction
- Crosshatch Textured Melamine Engineered Wood Slab Front with Matching Back
- Universal 18mm Plywood Composite Cabinet Box with a Grey Linen Thermofused Melamine Inside & Out
- **altamax** Full Extension Soft-Close Orion Grey Drawer Box
 - Blum Legra Upgrade Available
- **optishelf** Full Depth 18mm Adjustable Shelf with Full Edge Banding
- Hettich Sensys Adjustable 110° Soft-Close Hinges
- **easylevel** Leg System

VERONA - COMING 2021


(*Specifications subject to change without notice)



PURE BLANC
(VPB)



STORM GREY
(VSG)




MIDNIGHT NAVY
(VMN)

- Frameless Full Access Construction
- Five Piece Painted HDF Door
- Universal 18mm Plywood Composite Cabinet Box with a Grey Linen Thermofused Melamine Inside & Out
- **altamax** Full Extension Soft-Close Orion Grey Drawer Box
 - Blum Legra Upgrade Available
- **optishelf** Full Depth 18mm Adjustable Shelf with Full Edge Banding
- Hettich Sensys Adjustable 110° Soft-Close Hinges
- **easylevel** Leg System

PALERMO

(*Specifications subject to change without notice)

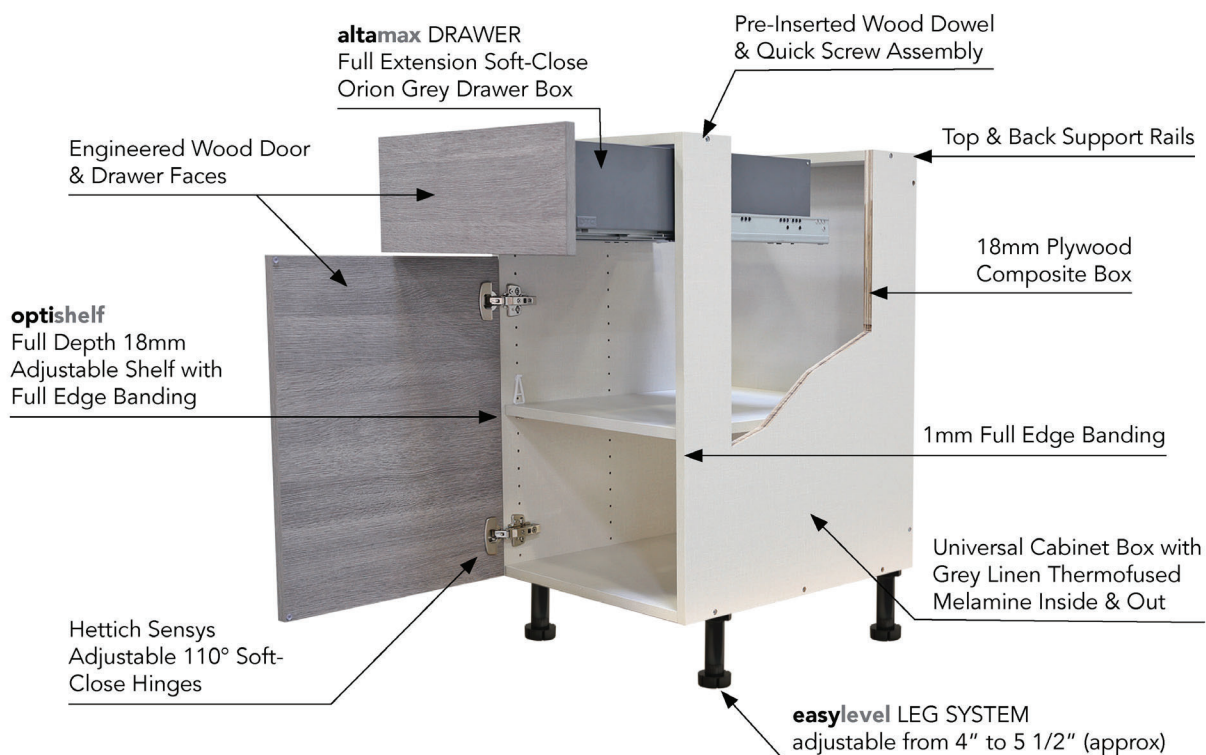


**GLOSS WHITE
(PGW)**

- Frameless Full Access Construction
- High Gloss PET Laminate Engineered Wood Slab Front With White Melamine Back
- Universal 18mm Plywood Composite Cabinet Box with a Grey Linen Thermofused Melamine Inside & Out
- **altamax** Full Extension Soft-Close Orion Grey Drawer Box
 - Blum Legra Upgrade Available
- **optishelf** Full Depth 18mm Adjustable Shelf with Full Edge Banding
- Hettich Sensys Adjustable 110° Soft-Close Hinges
- **easylevel** Leg System

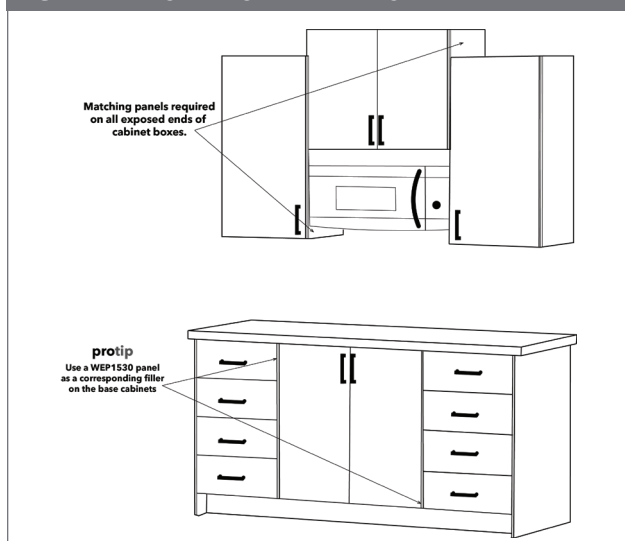
CONSTRUCTION SPECIFICATIONS

(*Specifications subject to change without notice)



17

FIG 1.1: FINISHED SIDE PANELS



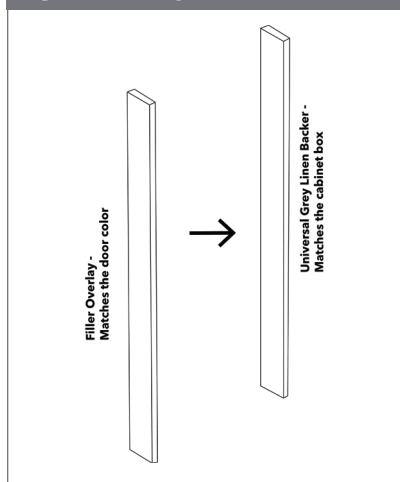
Frameless side panels are oversized and designed to be trimmed down in order to come flush with the door front, giving an inset appearance.

When using in an island or peninsula application, the finished panel should be flush with the back panel and door/drawer front. See FIG 1.2

FIG 1.2: FINISHED SIDE PANELS



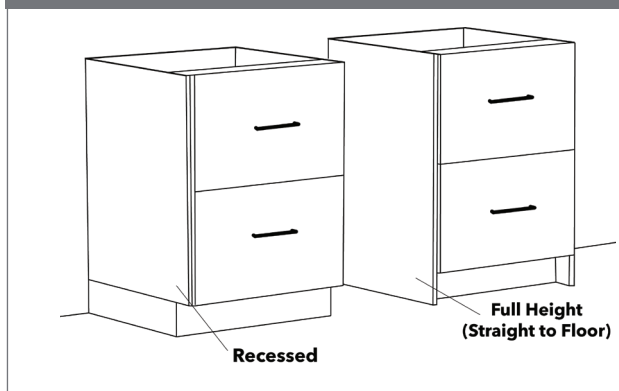
FIG 2: FILLERS



Our altaeuro fillers include a backer and separate front overlay piece. The backer is the same grey linen color as the cabinet box, and the overlay filler matches the door material. See FIG 2

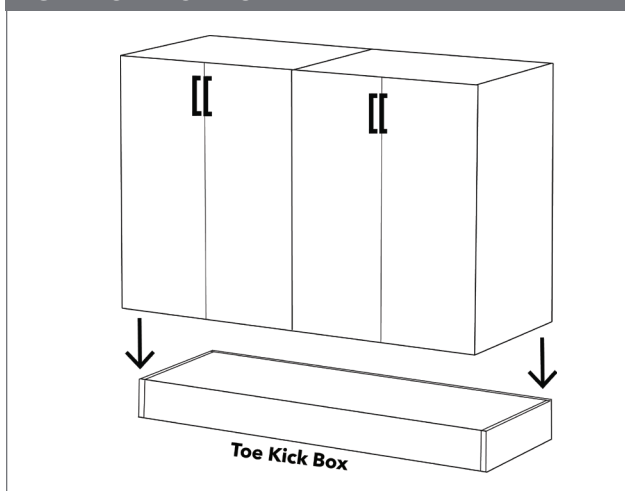
Frameless base end panels can either be installed with a recessed 4-1/2"H toe kick, or they can be used at full height and placed directly onto the floor. See FIG 3

FIG 3: END PANEL INSTALLATION TYPES



*To maintain the contemporary style of our **altaeuro** line, we offer Wall Easy Reach cabinets and a full range of Blind Corner cabinets as a clean-lined alternative to a diagonal corner.

FIG 4: TOE KICK BOX



When designing islands and peninsulas, it is not recommended to use the adjustable legs at the base of the cabinetry, as this can cause slipping. To ensure stability, a **toe kick box** can be secured to the floor, then the cabinets can be attached to the toe kick box frame. See FIG 4

Our **altaeuro tall cabinets** feature a 72"H standardized box. To reach the desired overall height of either 84, 89 or 94"* , a wall cabinet can be stacked on top of the tall utility box.

Our 24" deep wall cabinets are available in heights of 12, 18 or 23". See FIG 5

FIG 5: UTILITY CABINETS

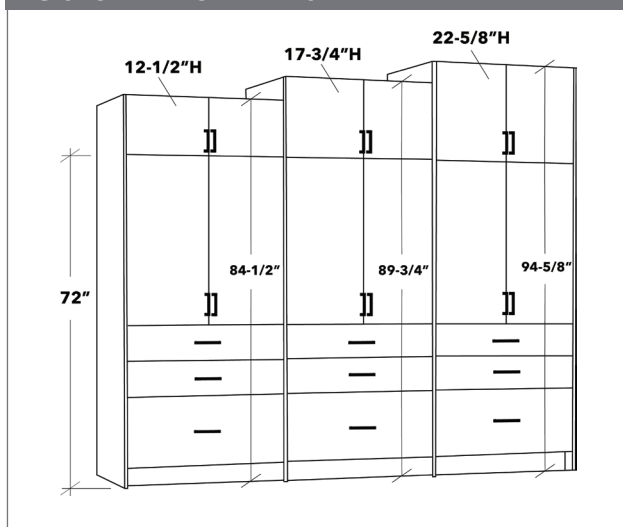
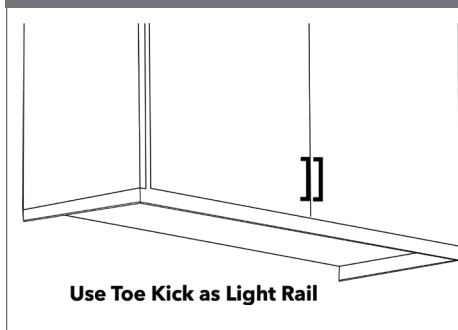


FIG 6: LIGHT RAIL

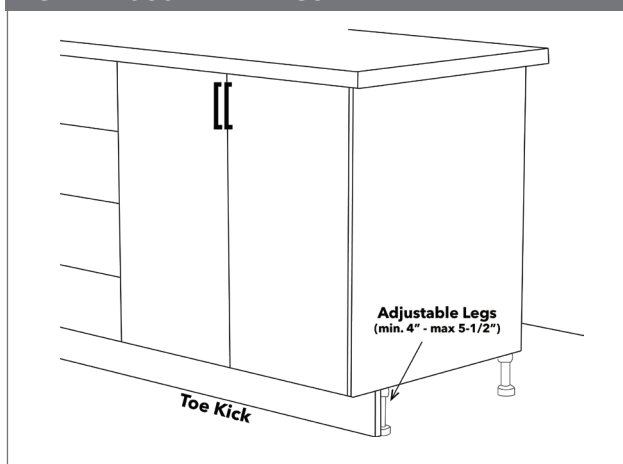


To construct a light rail, utilize toe kick molding with the light strip tucked behind.

The toe kick can be cut down to the desired length and height. See FIG 6

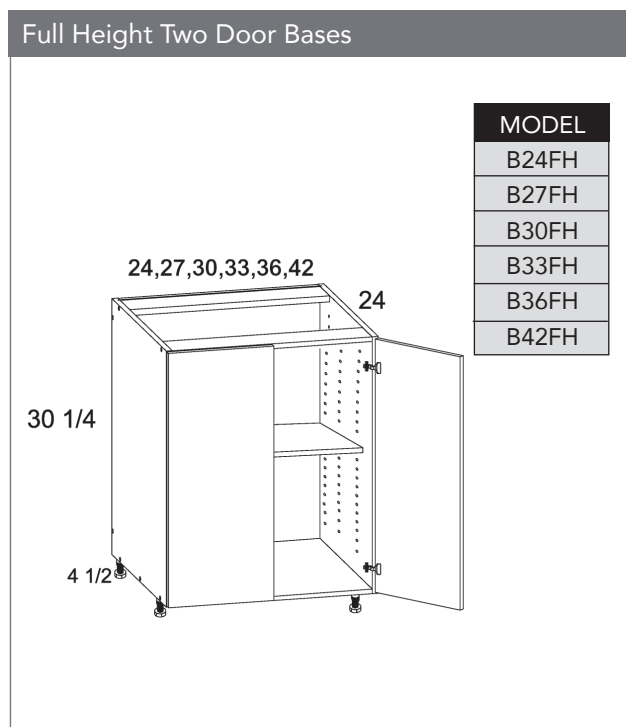
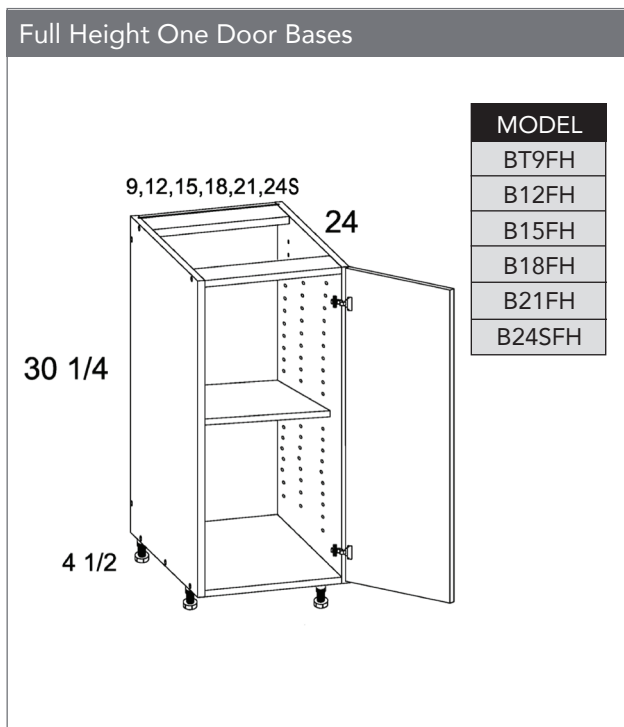
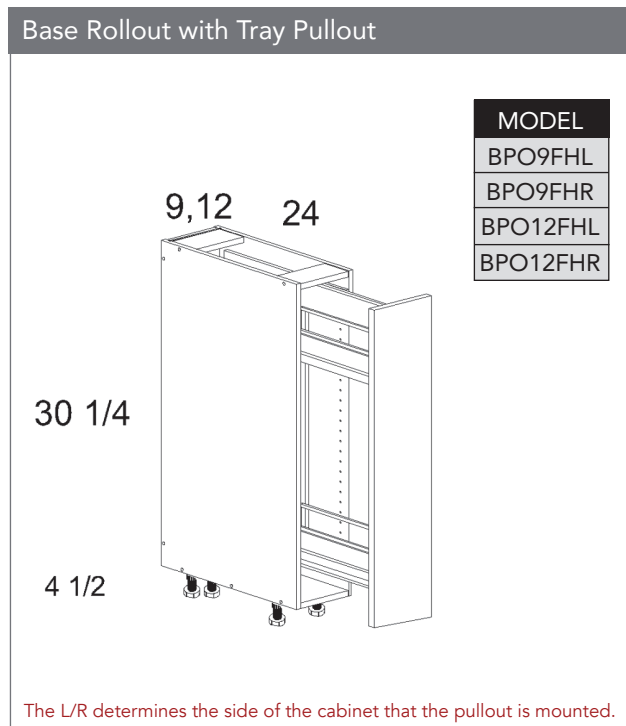
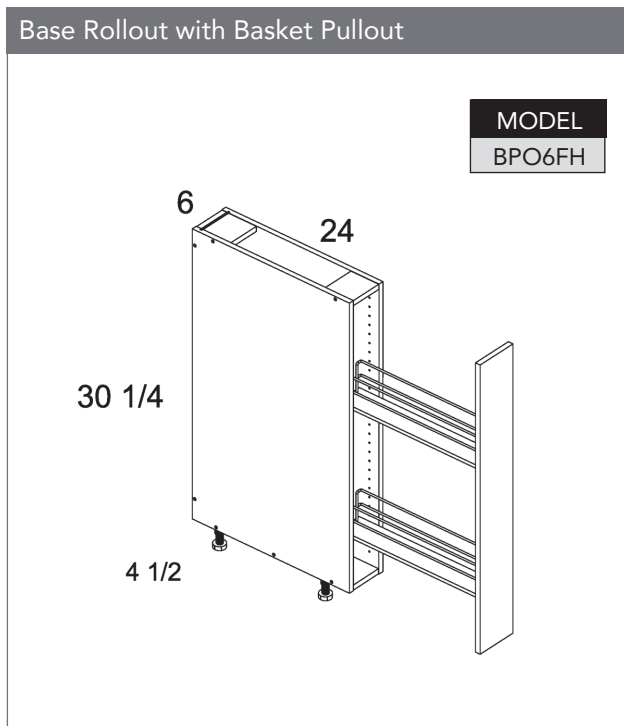
altaeuro base cabinets are designed without an integrated toe kick. The cabinets come with adjustable legs, and the toe kick can be attached onto the front of the legs. See FIG 7

FIG 7: ADJUSTABLE LEGS



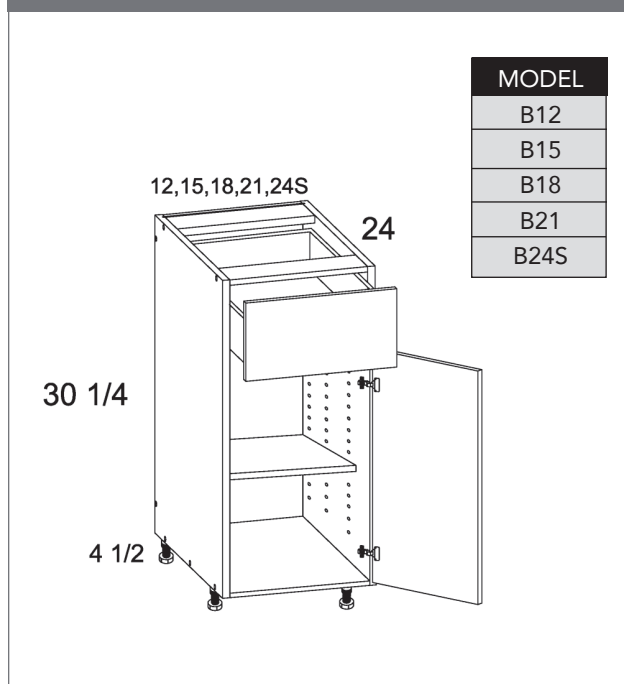
*Refer to specifications for exact heights and depths, as **altaeuro** does not use standard sizes on most cabinets, fillers and panels.

PRODUCT SPECIFICATIONS

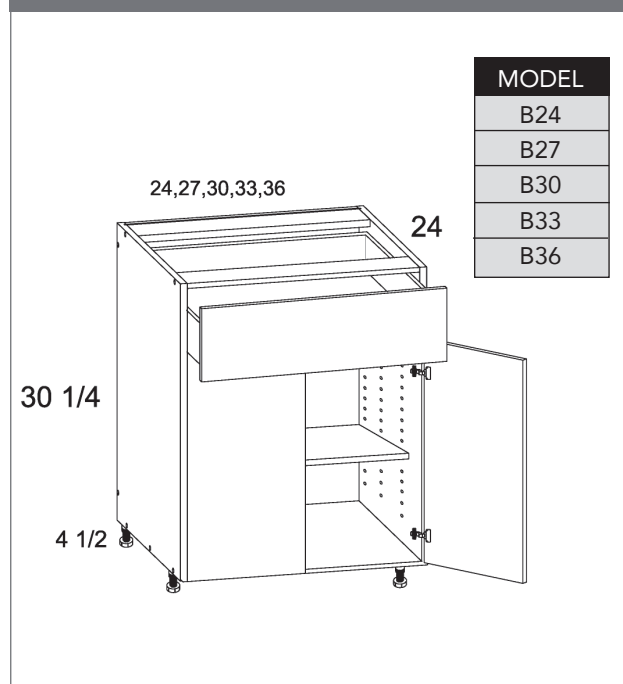


PRODUCT SPECIFICATIONS

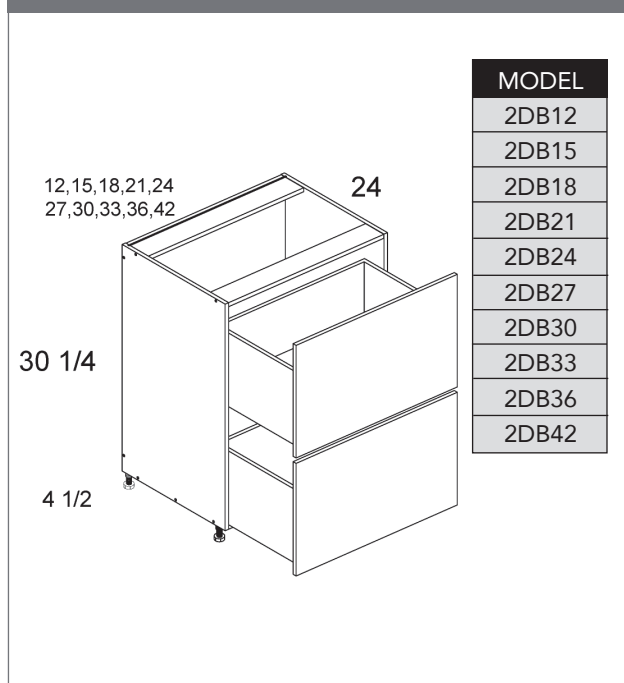
One Door One Drawer Bases



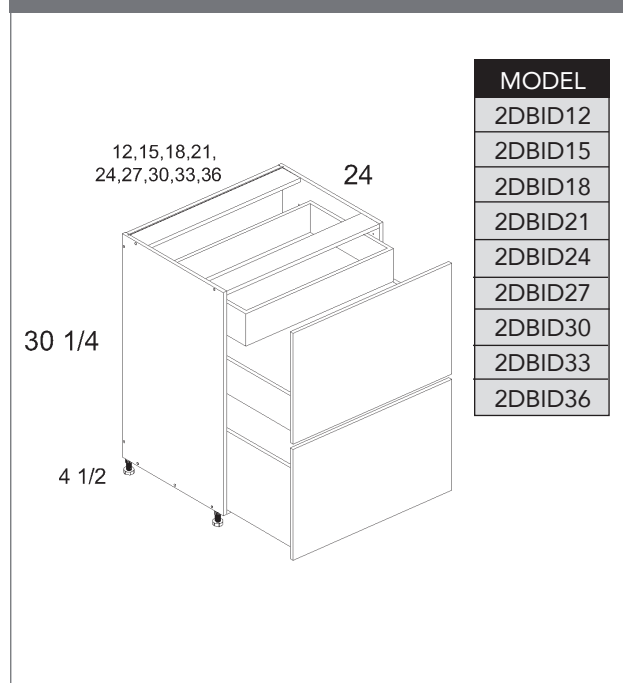
Two Door One Drawer Bases



Two Drawer Bases

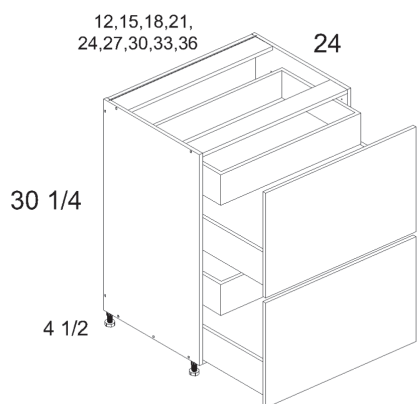


Two Drawer Bases with One Inner Drawer



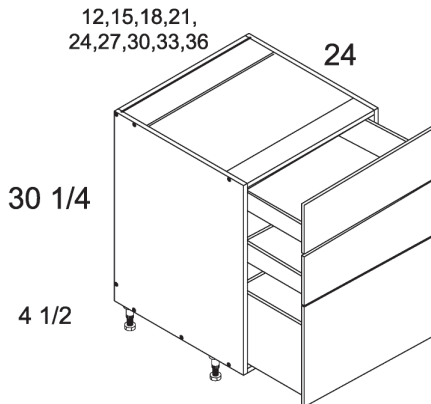
PRODUCT SPECIFICATIONS

Two Drawer Bases with Two Inner Drawers



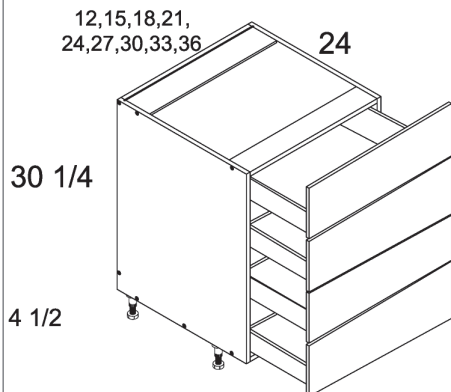
MODEL
2DB2ID12
2DB2ID15
2DB2ID18
2DB2ID21
2DB2ID24
2DB2ID27
2DB2ID30
2DB2ID33
2DB2ID36

Three Drawer Bases



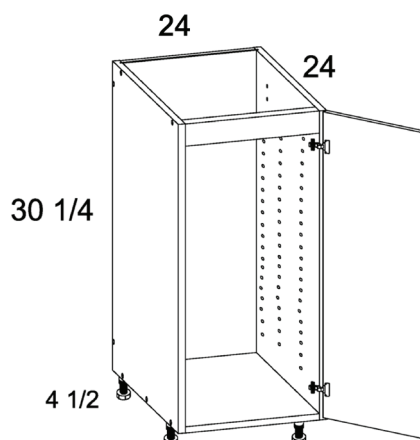
MODEL
3DB12
3DB15
3DB18
3DB21
3DB24
3DB27
3DB30
3DB33
3DB36

Four Drawer Bases



MODEL
4DB12
4DB15
4DB18
4DB21
4DB24
4DB27
4DB30
4DB33
4DB36

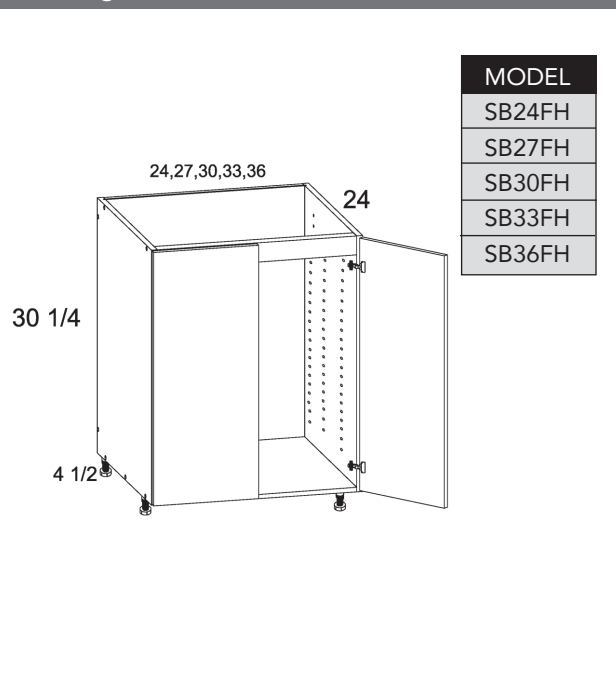
Full Height One Door Sink Bases



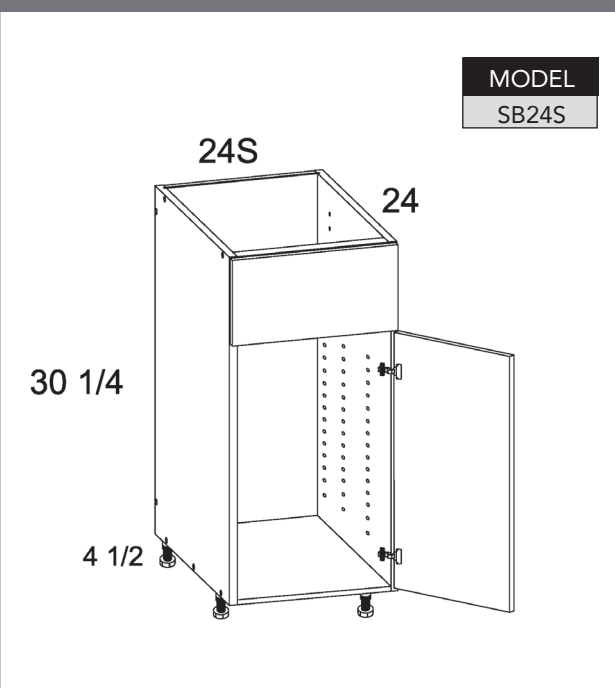
MODEL
SB24SFH

PRODUCT SPECIFICATIONS

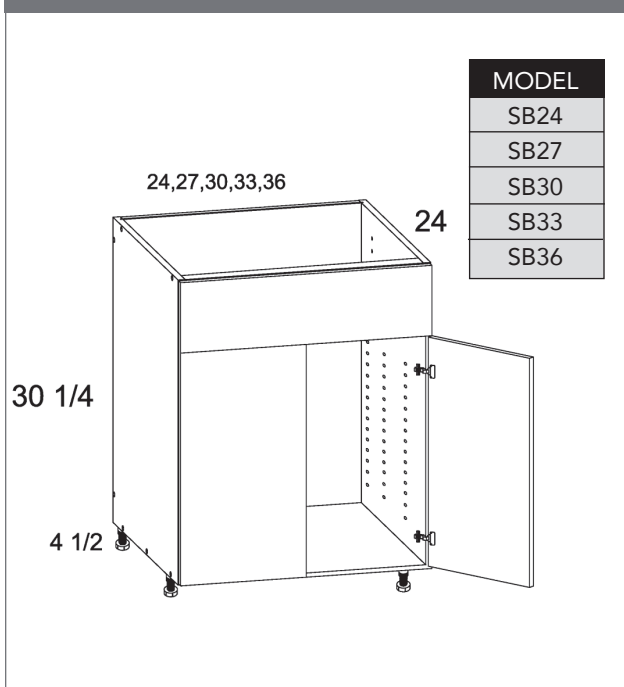
Full Height Two Door Sink Bases



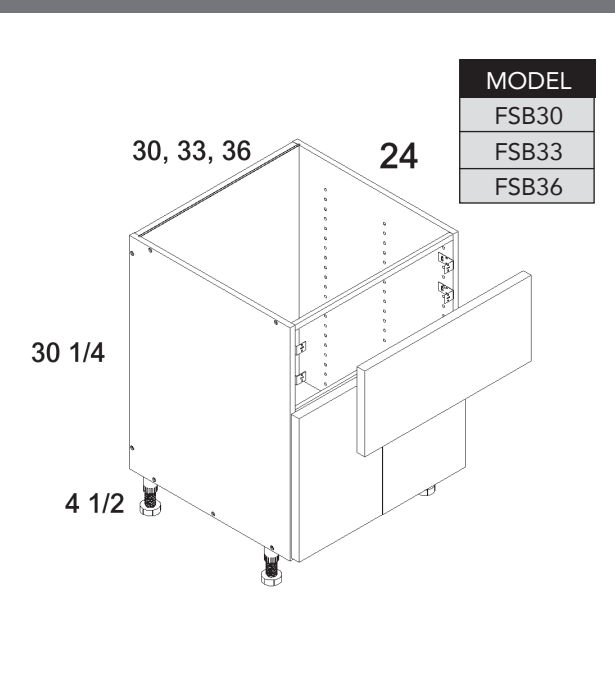
One Door with False Front Sink Bases



Two Door with False Front Sink Bases

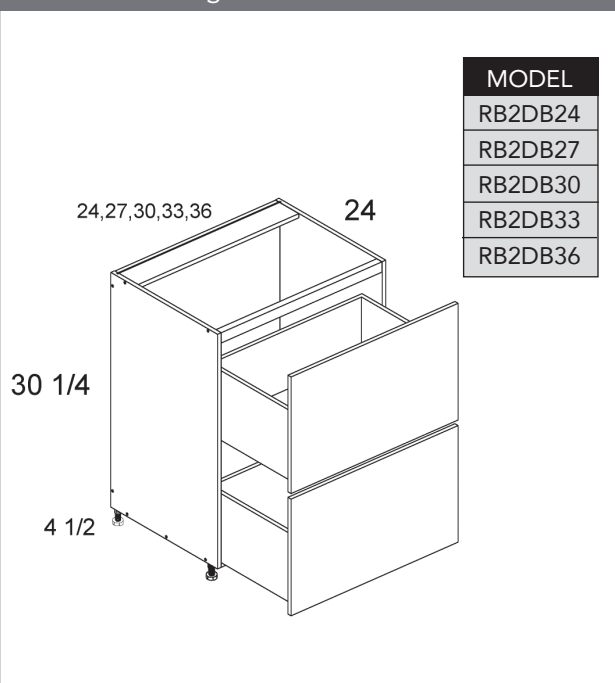


Farm Sink Bases

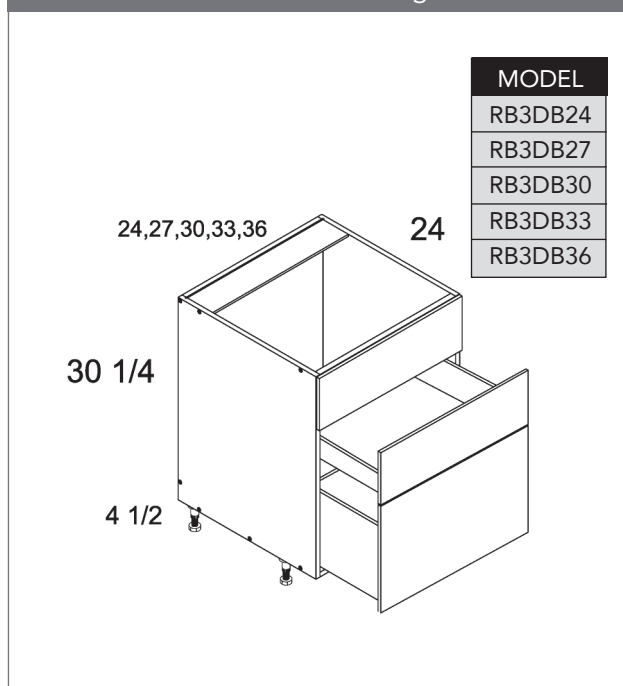


PRODUCT SPECIFICATIONS

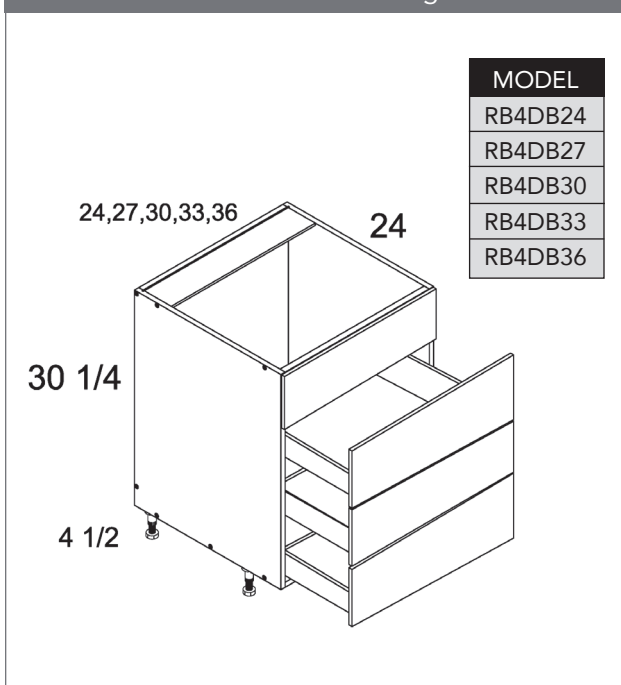
Two Drawer Range Bases



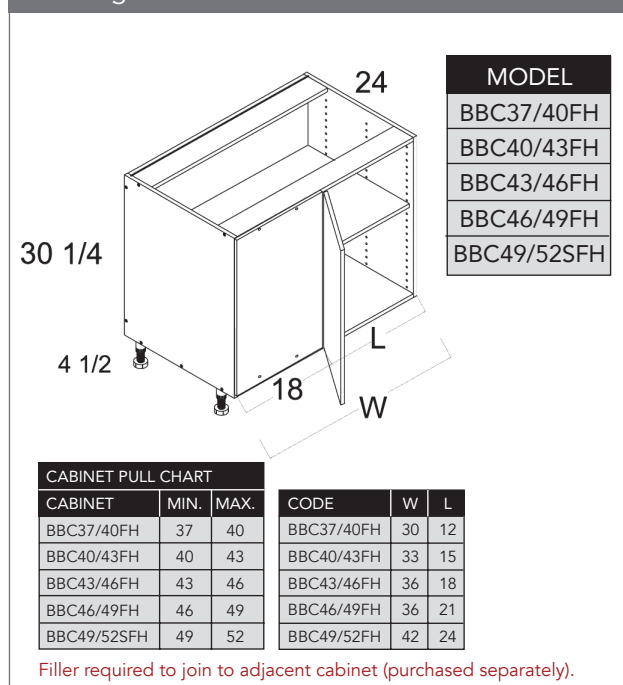
Two Drawer with False Front Range Bases



Three Drawer with False Front Range Bases

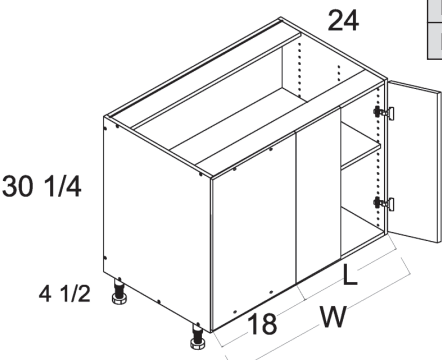


Full Height One Door Blind Bases



PRODUCT SPECIFICATIONS

Full Height Two Door Blind Bases

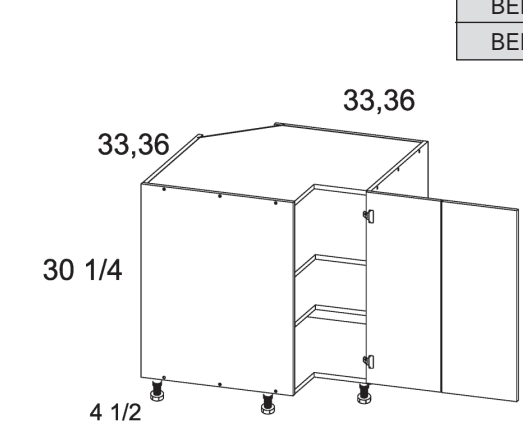


MODEL	
BBC49/52FH	
BBC52/55FH	

CABINET PULL CHART					
CABINET	MIN.	MAX.	CODE	W	L
BBC49/52FH	49	52	BBC49/52	42	24
BBC52/55FH	52	55	BBC52/55	45	27

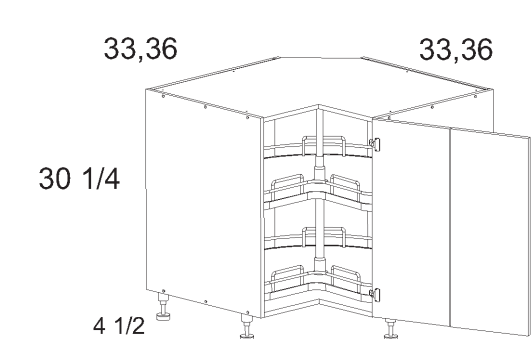
Filler required to join to adjacent cabinet (purchased separately).

Base Easy Reach



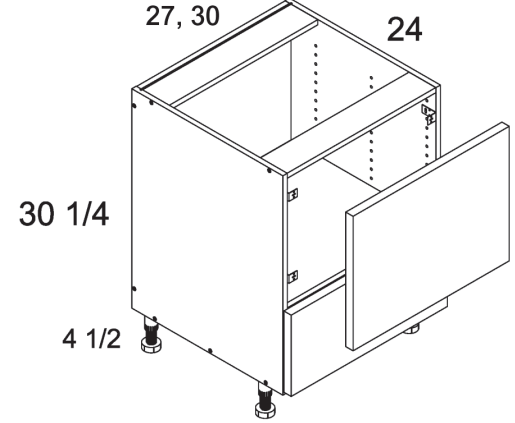
MODEL	
BER33	
BER36	

Base Easy Reach with Lazy Susan Tray



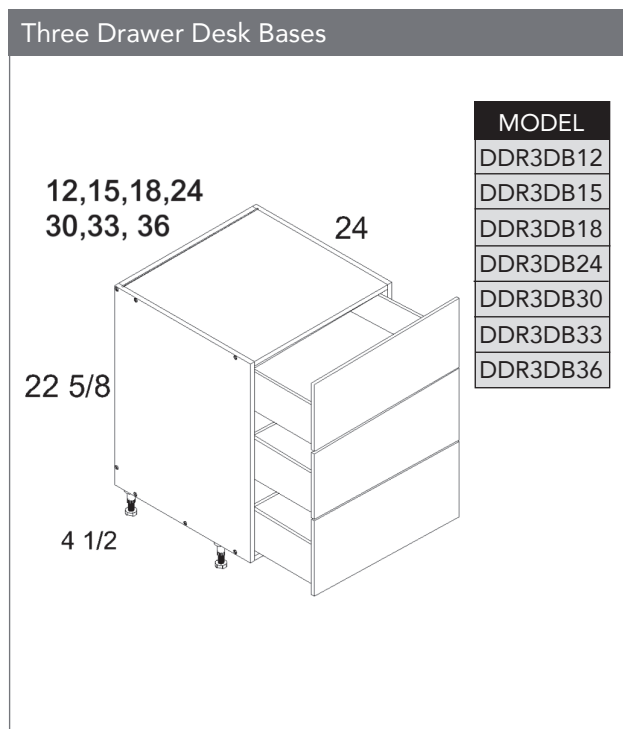
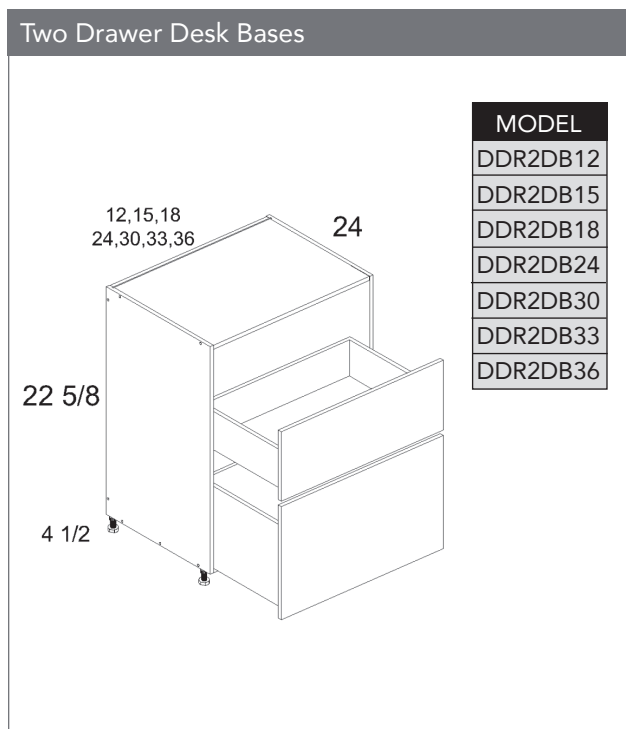
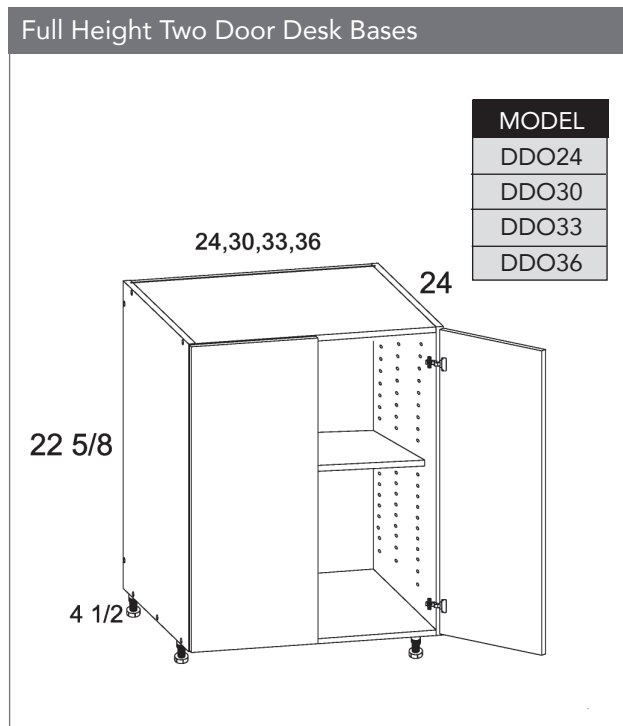
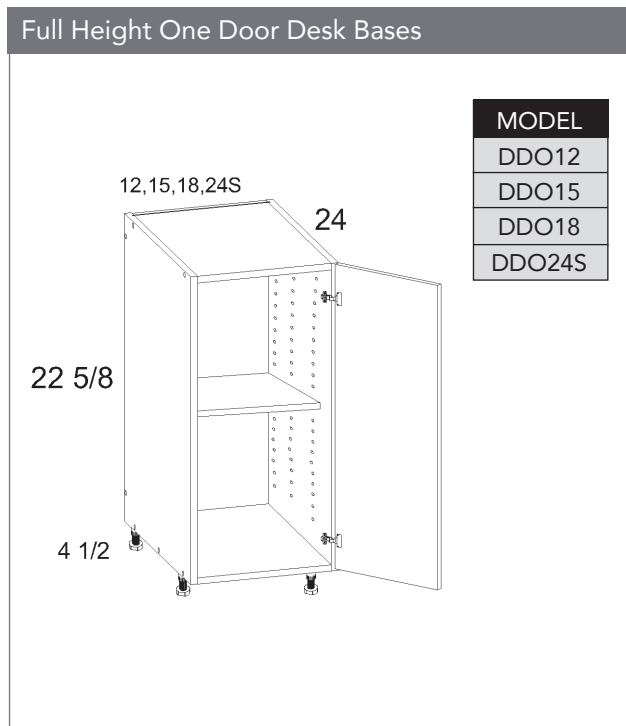
MODEL	
LSB33	
LSB36	

Microwave Bases



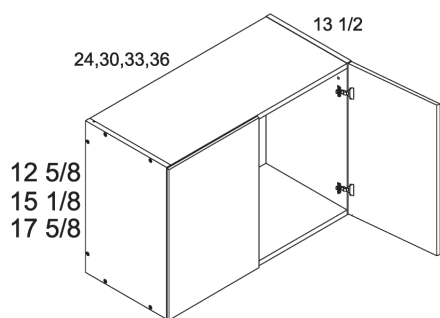
MODEL	
BMW27	
BMW30	

PRODUCT SPECIFICATIONS



PRODUCT SPECIFICATIONS

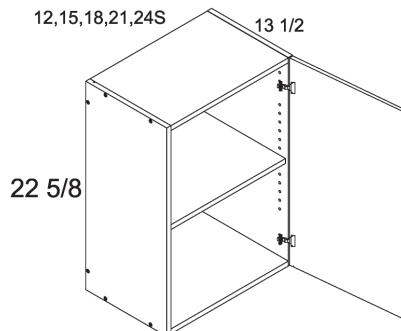
Two Door 13.5" Deep Stacker Wall Cabinets



MODEL

W2412
W3012
W3312
W3612
W2415
W3015
W3315
W3615
W2418
W3018
W3318
W3618

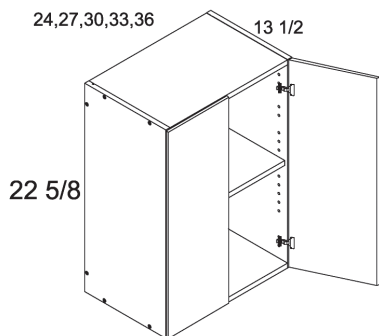
One Door 13.5" Deep Stacker Wall Cabinets



MODEL

W1223
W1523
W1823
W2123
W2423S

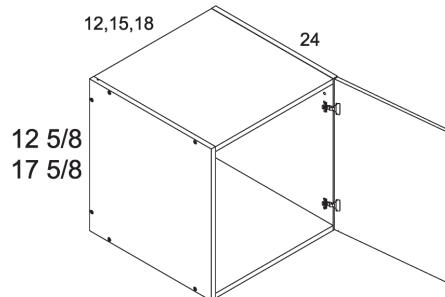
Two Door 13.5" Deep Stacker Wall Cabinets



MODEL

W2423
W2723
W3023
W3323
W3623

One Door 24" Deep Stacker Wall Cabinets

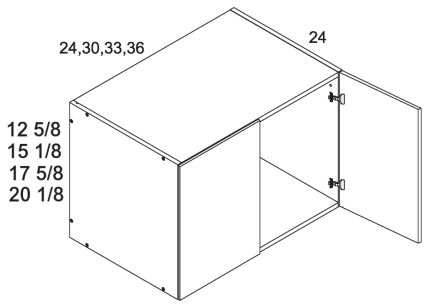


MODEL

W121224
W151224
W181224
W121824
W151824
W181824

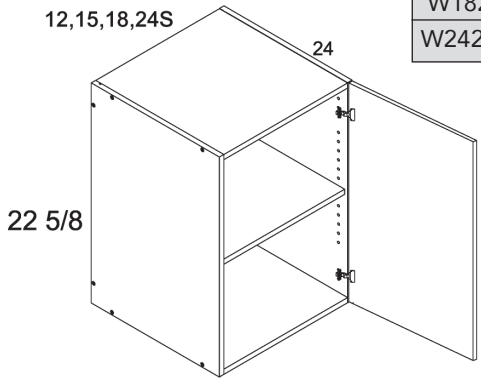
PRODUCT SPECIFICATIONS

Two Door 24" Deep Stacker Wall Cabinets



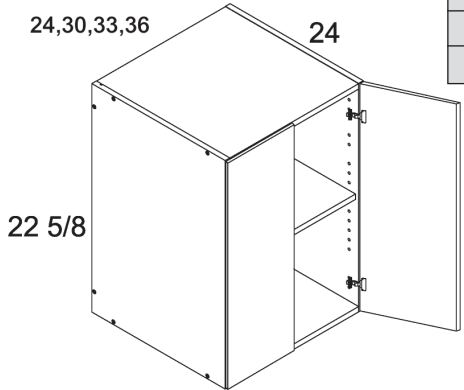
MODEL
W241224
W301224
W331224
W361224
W361524
W241824
W301824
W331824
W361824
W362024

One Door 24" Deep Stacker Wall Cabinets



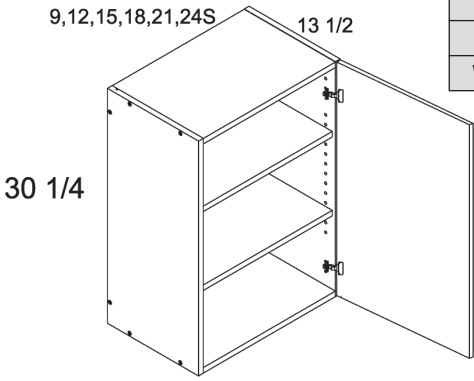
MODEL
W122324
W152324
W182324
W242324S

Two Door 24" Deep Stacker Wall Cabinets



MODEL
W242324
W302324
W332324
W362324

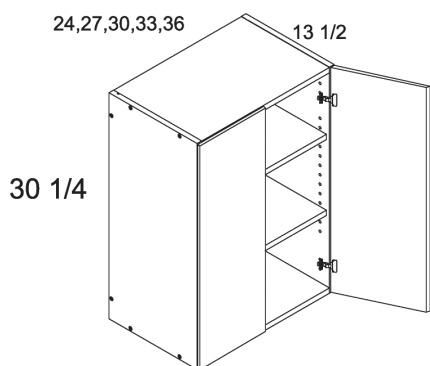
One Door 30" High Wall Cabinets



MODEL
W0930
W1230
W1530
W1830
W2130
W2430S

PRODUCT SPECIFICATIONS

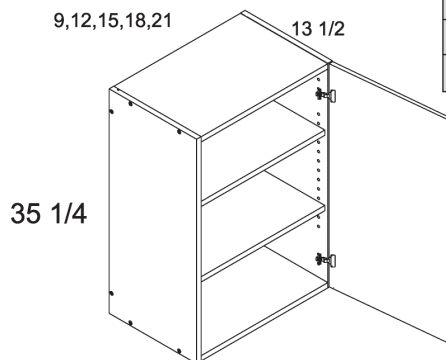
Two Door 30" High Wall Cabinets



MODEL

W2430
W2730
W3030
W3330
W3630

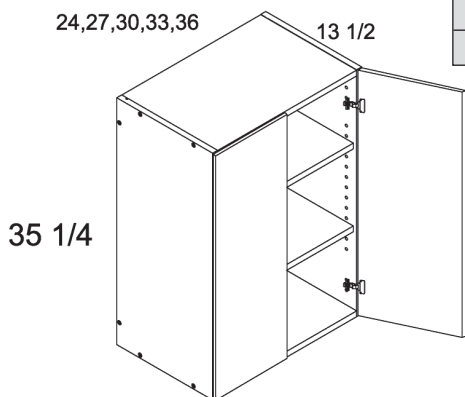
One Door 35" High Wall Cabinets



MODEL

W0935
W1235
W1535
W1835
W2135

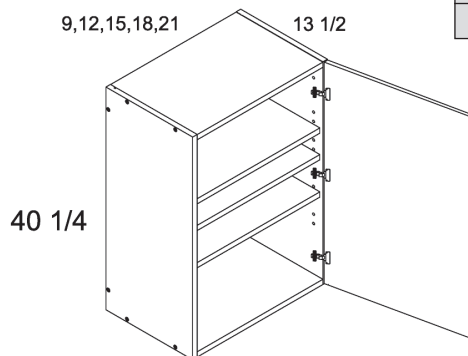
Two Door 35" High Wall Cabinets



MODEL

W2435
W2735
W3035
W3335
W3635

One Door 40" High Wall Cabinets

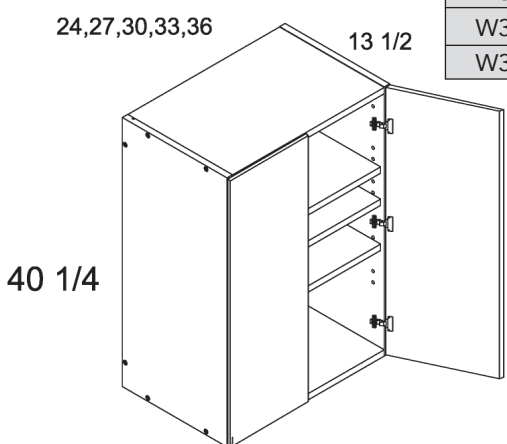


MODEL

W0940
W1240
W1540
W1840
W2140

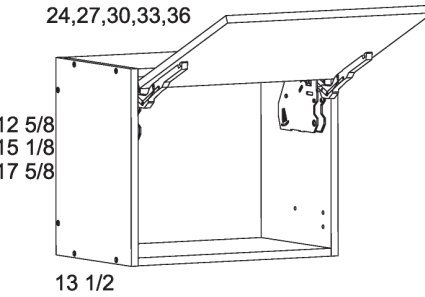
PRODUCT SPECIFICATIONS

Two Door 40" High Wall Cabinets



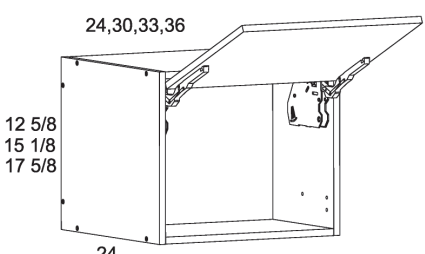
MODEL
W2440
W2740
W3040
W3340
W3640

13.5" Deep Flip Up Wall Cabinets



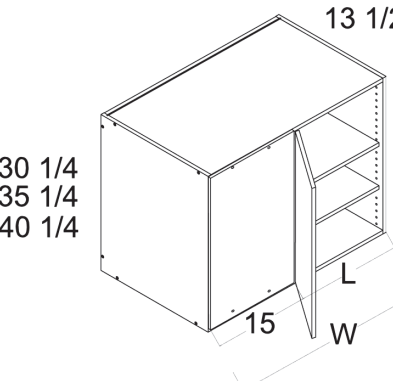
MODEL
WFD2412
WFD2712
WFD3012
WFD3312
WFD3612
WFD2415
WFD2715
WFD3015
WFD3315
WFD3615
WFD2418
WFD2718
WFD3018
WFD3318
WFD3618

24" Deep Flip Up Wall Cabinets



MODEL
WFD241224
WFD241824
WFD301224
WFD301824
WFD331224
WFD331824
WFD361224
WFD361524
WFD361824

Wall Blind Corner Cabinets



MODEL
WBC24/2730
WBC27/3030
WBC30/3330
WBC33/3630
WBC36/3930
WBC24/2735
WBC27/3035
WBC30/3335
WBC33/3635
WBC36/3935
WBC24/2740
WBC27/3040
WBC30/3340
WBC33/3640
WBC36/3940

CABINET	MIN.	MAX.	CODE	W	L
WBC24/27	24	27	WBC24/27	24	9
WBC27/30	27	30	WBC27/30	27	12
WBC30/33	30	33	WBC30/33	30	15
WBC33/36	33	36	WBC33/36	33	18
WBC36/39	36	39	WBC36/39	36	21

Filler required to join to adjacent cabinet (purchased separately).

PRODUCT SPECIFICATIONS

Wall Easy Reach Corner Cabinets

MODEL
WER2430
WER2435

24 24

30 1/4
35 1/4

Wall Easy Reach Corner Cabinets

MODEL
WER2440

24 24

40 1/4

Specialty Walls - Floating Shelves

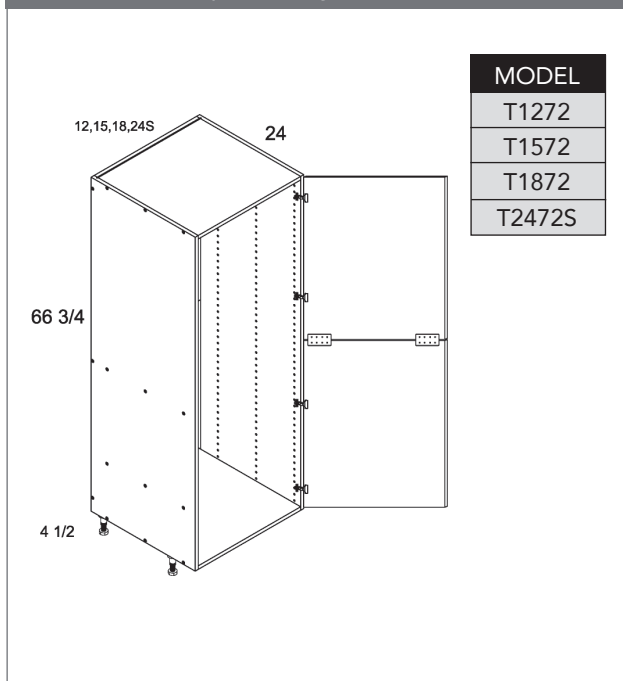
MODEL
FS36
FS48
FS60

1 15/16 36, 48, 60 13

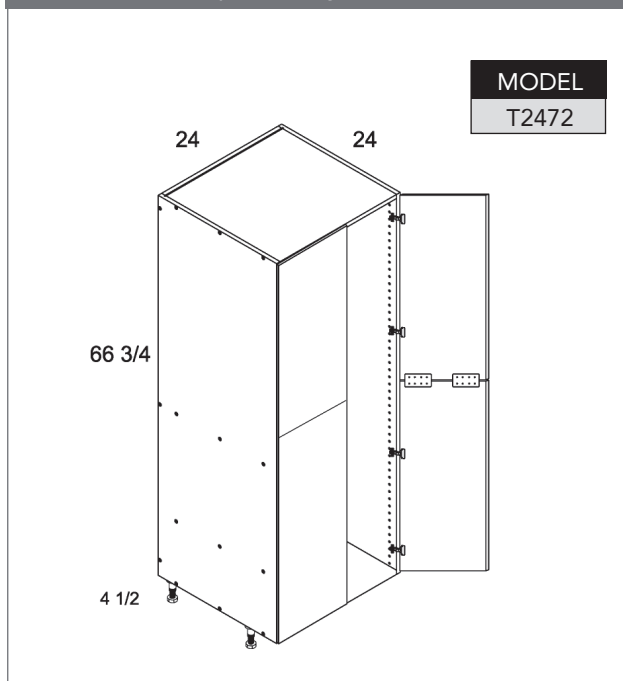
36"W Floating Shelf only has one mounting bracket.

PRODUCT SPECIFICATIONS

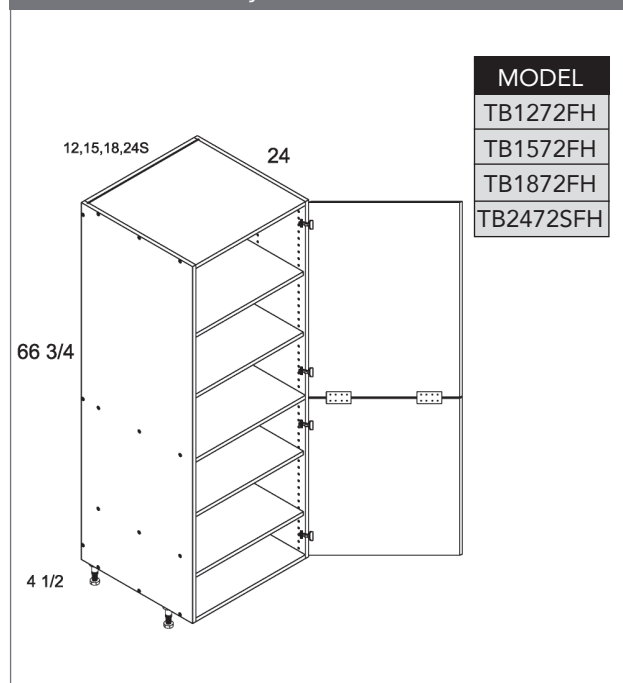
Tall Two Door Open Utility



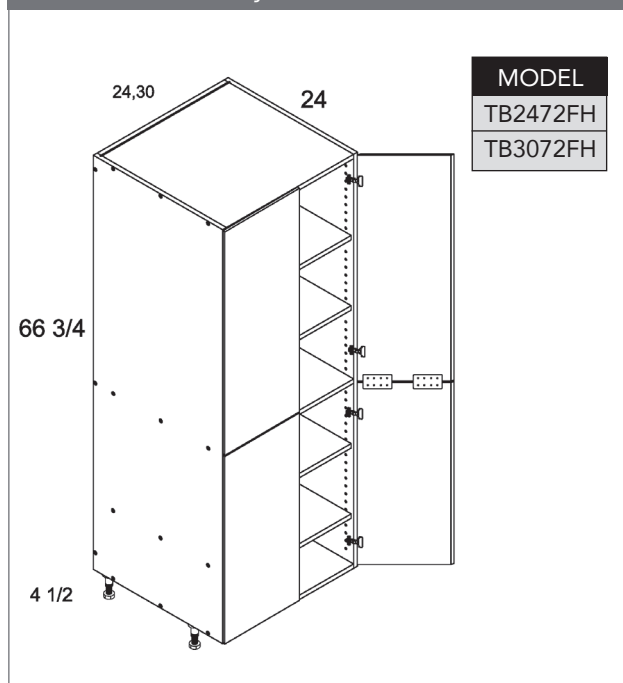
Tall Four Door Open Utility



Tall Two Door Utility with Shelves

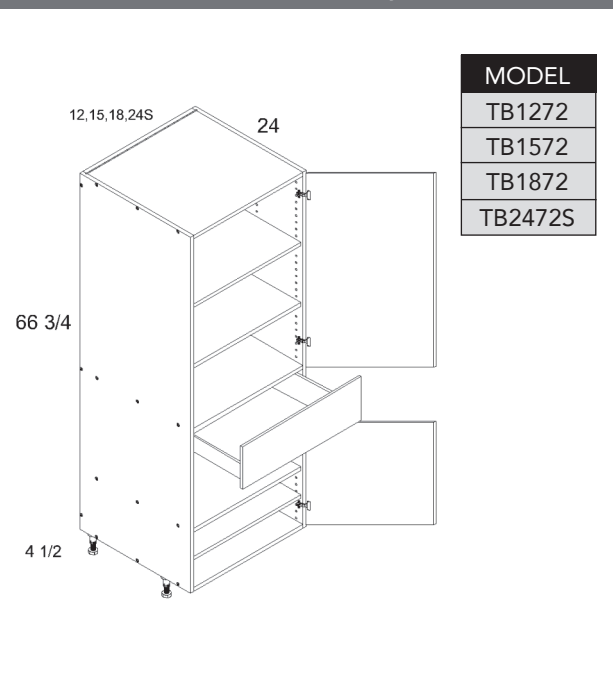


Tall Four Door Utility with Shelves

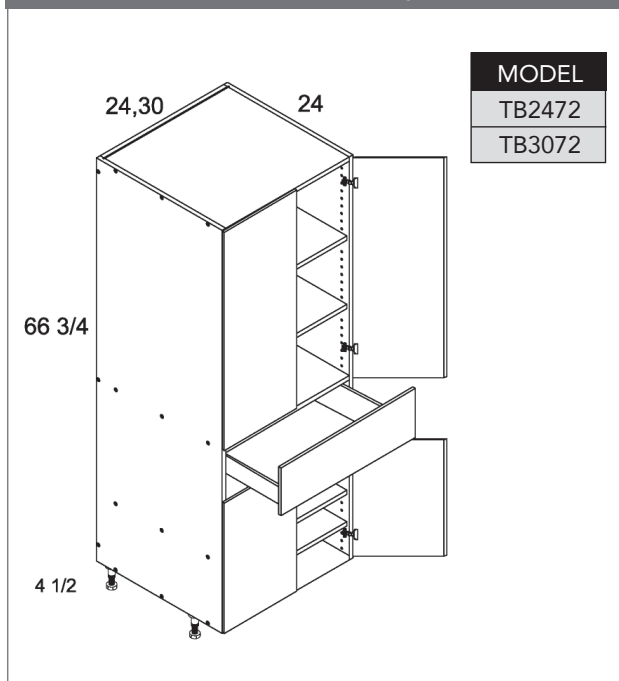


PRODUCT SPECIFICATIONS

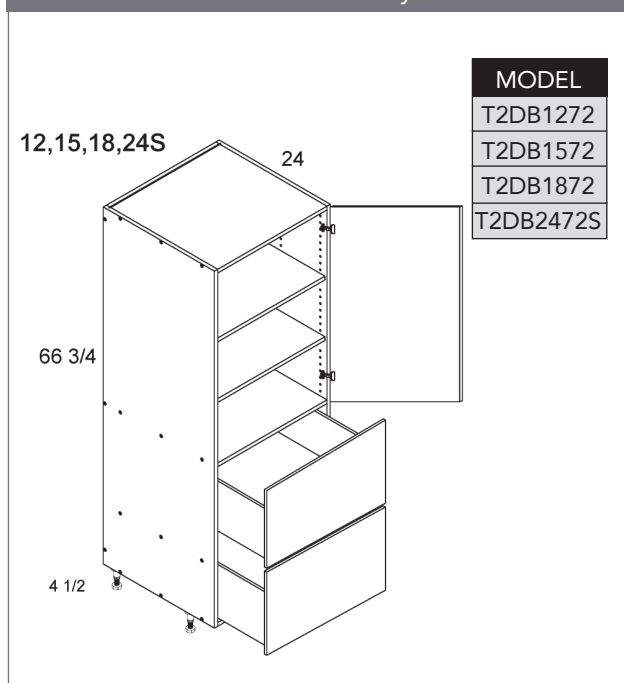
Tall Two Door One Drawer Utility



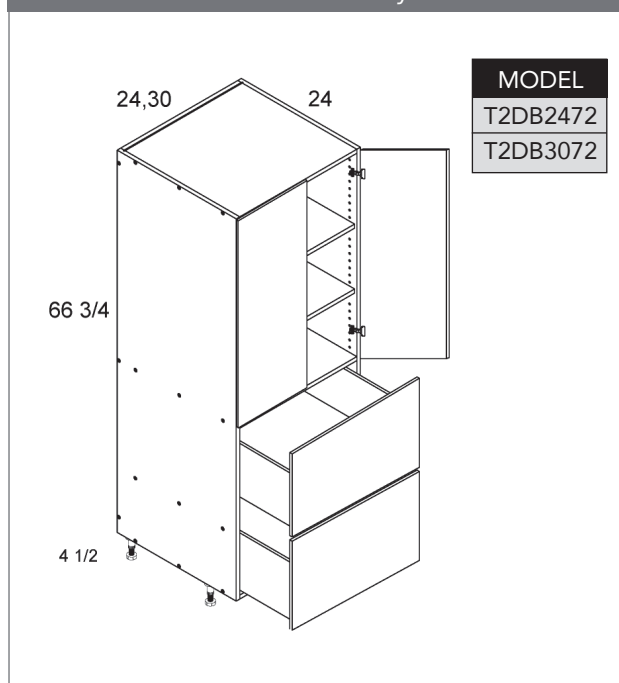
Tall Four Door One Drawer Utility



Tall One Door Two Drawer Utility

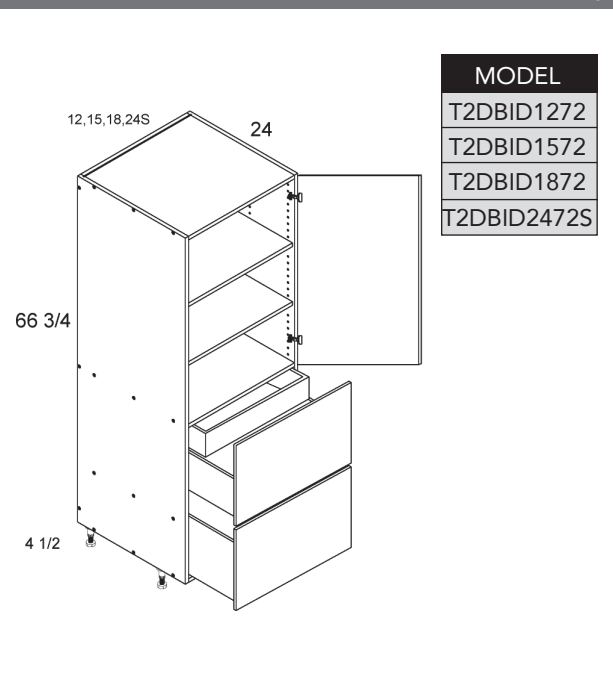


Tall Two Door Two Drawer Utility

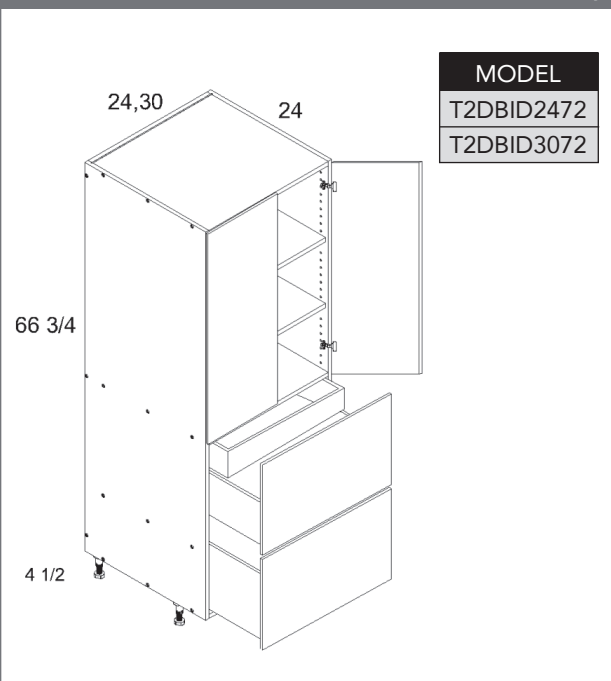


PRODUCT SPECIFICATIONS

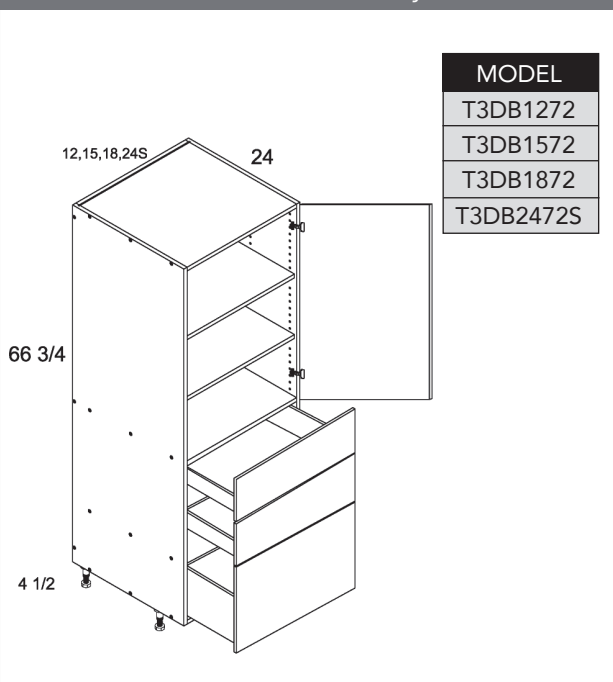
Tall One Door Two Drawer with One Inner Drawer Utility



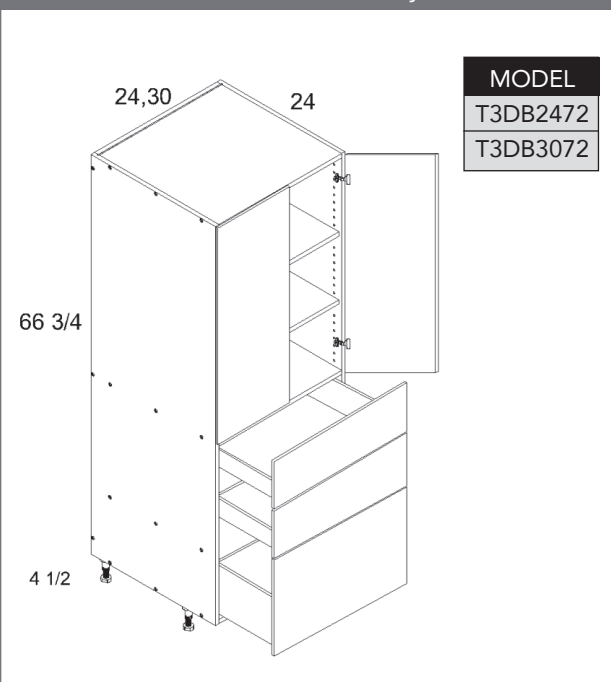
Tall Two Door Two Drawer with One Inner Drawer Utility



Tall One Door Three Drawer Utility

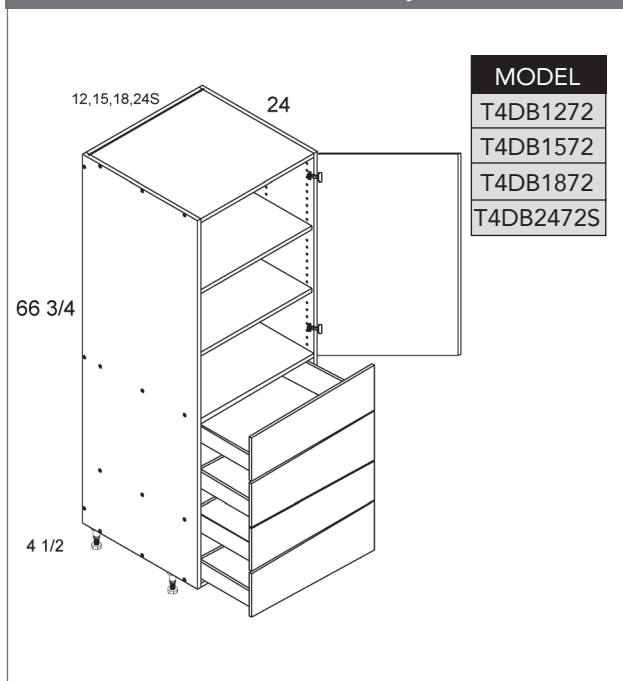


Tall Two Door Three Drawer Utility

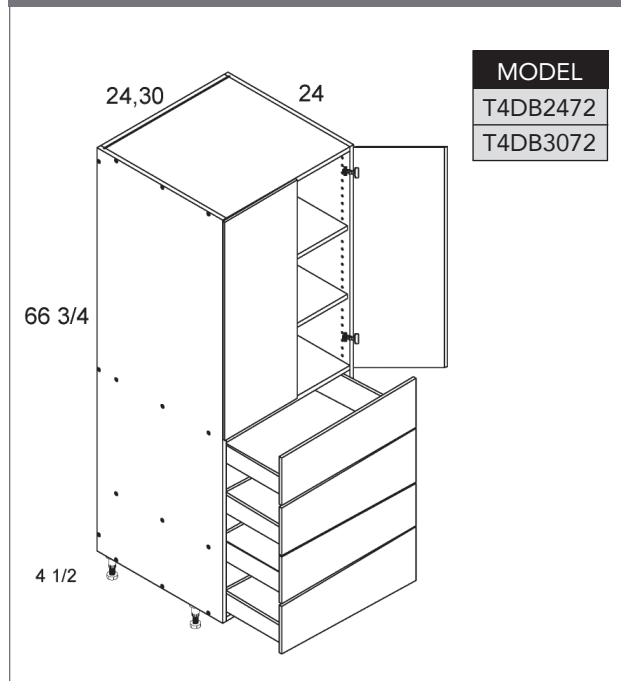


PRODUCT SPECIFICATIONS

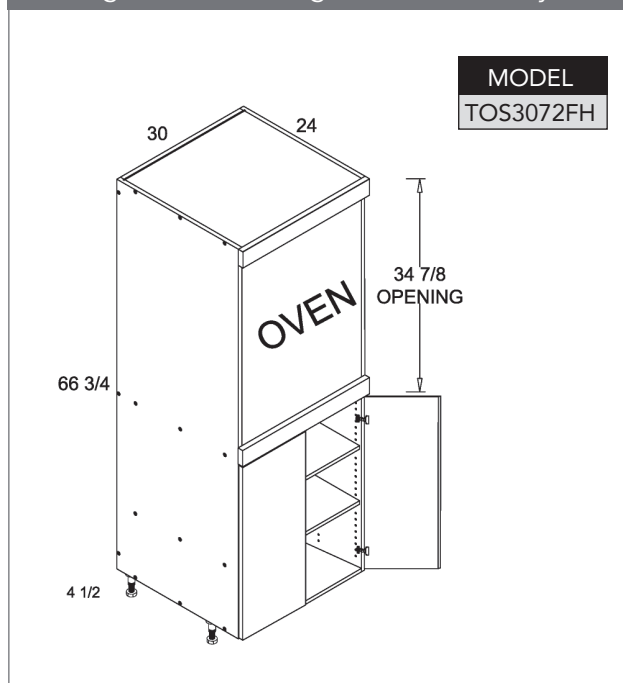
Tall One Door Four Drawer Utility



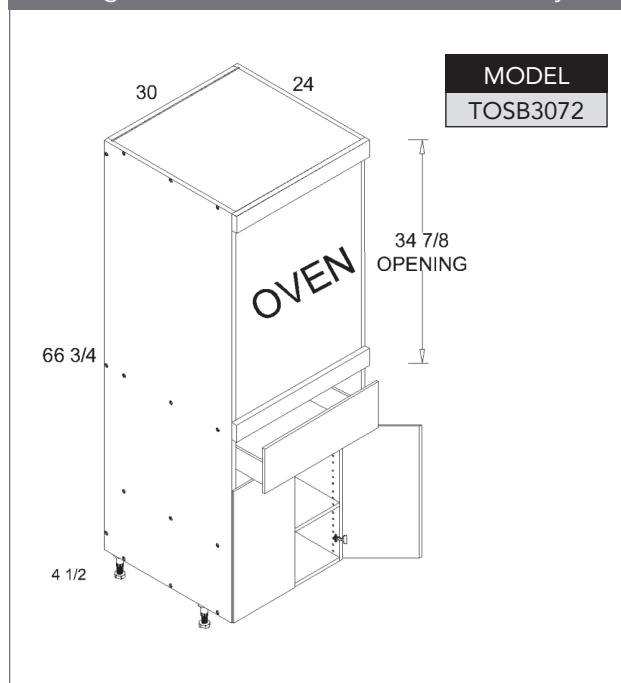
Tall Two Door Four Drawer Utility



Tall Single Oven Full Height Two Door Utility

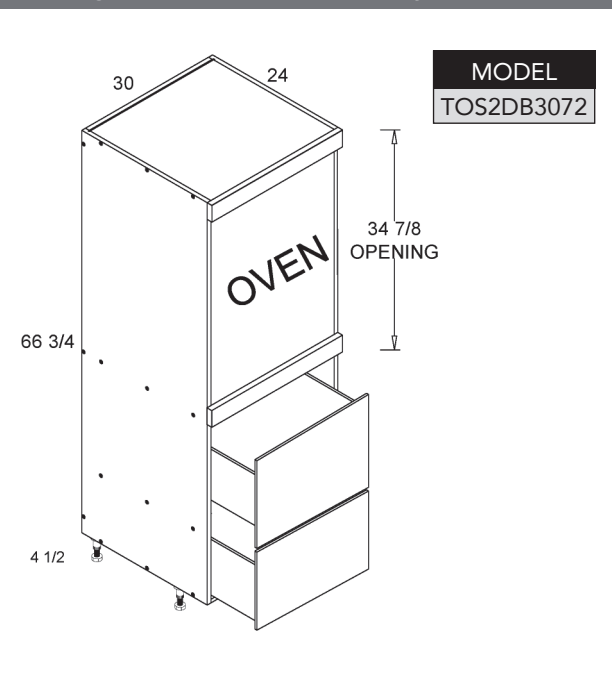


Tall Single Oven Two Door One Drawer Utility

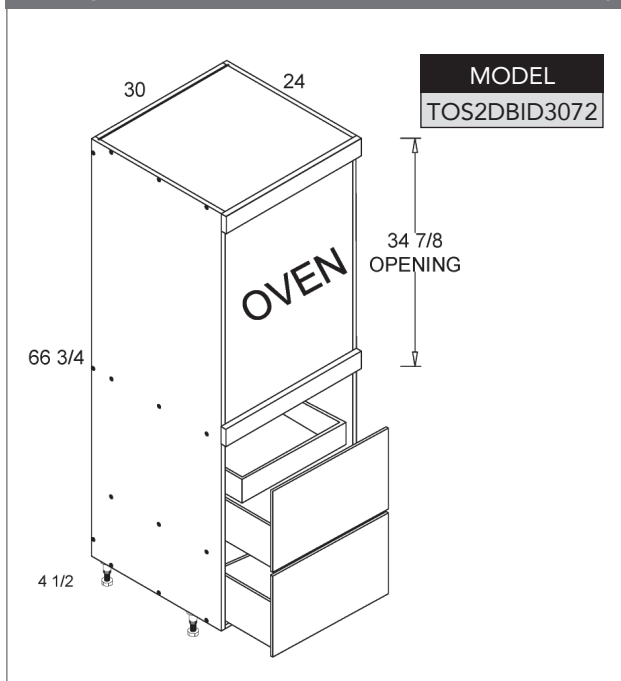


PRODUCT SPECIFICATIONS

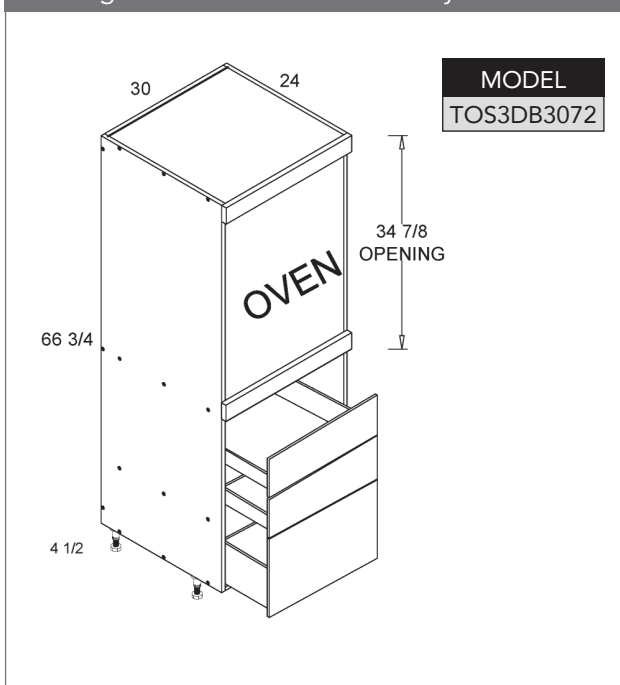
Tall Single Oven Two Drawer Utility



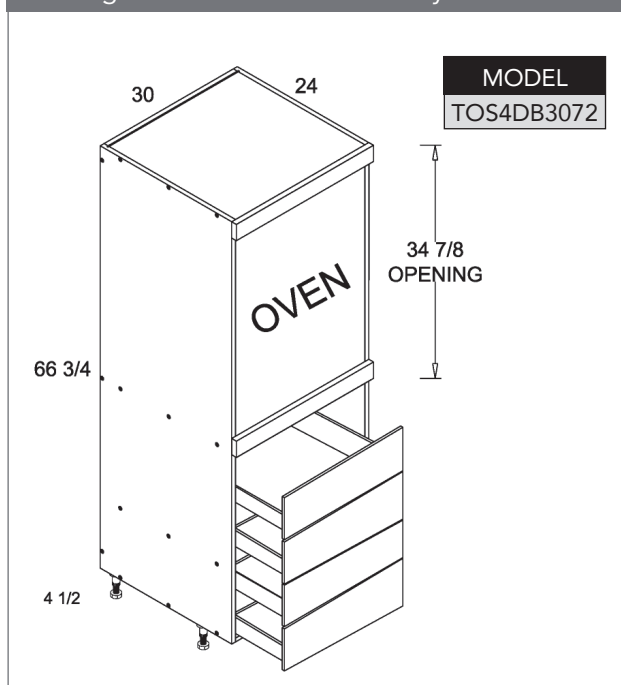
Tall Single Oven Two Drawer with One Inner Drawer Utility



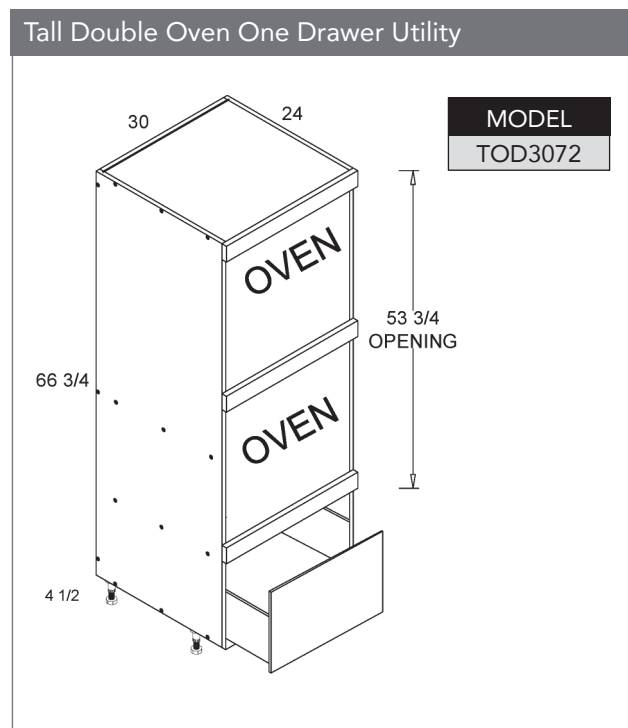
Tall Single Oven Three Drawer Utility



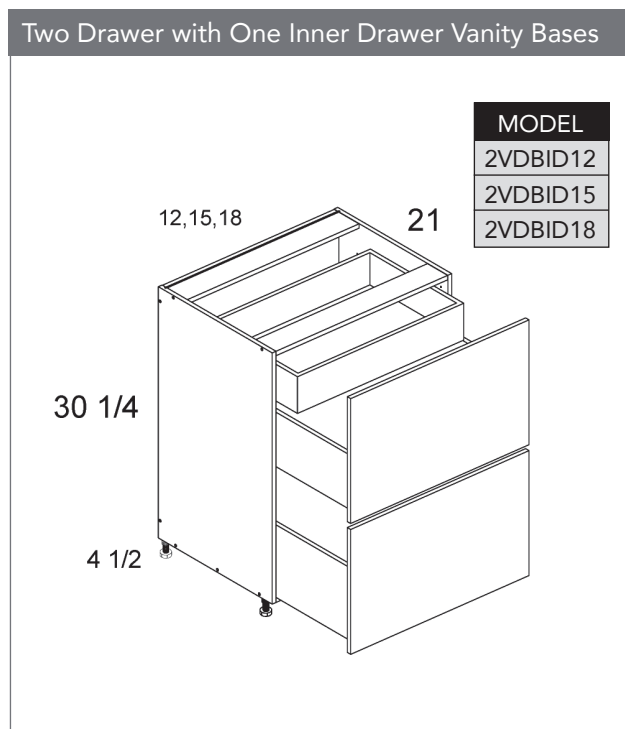
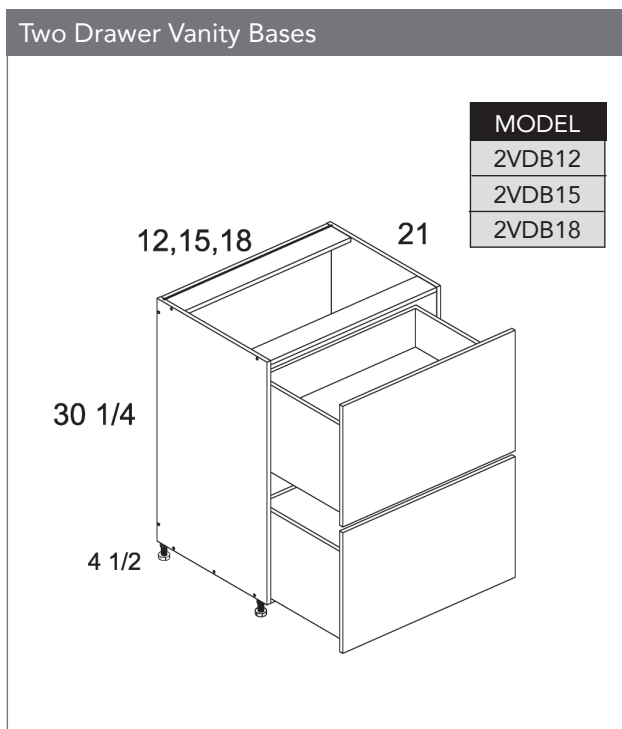
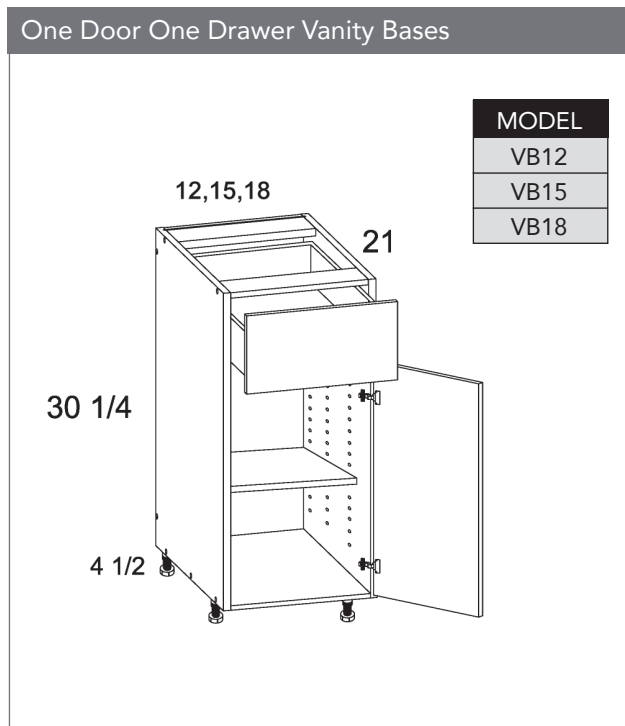
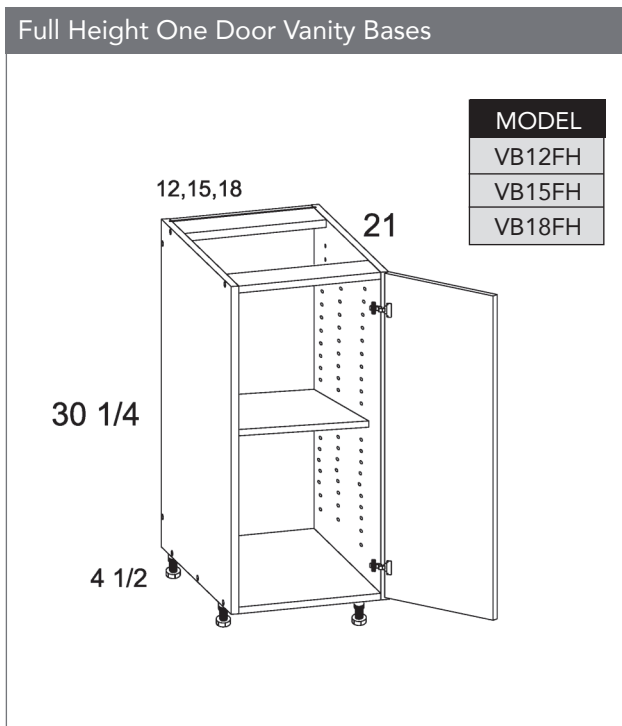
Tall Single Oven Four Drawer Utility



PRODUCT SPECIFICATIONS

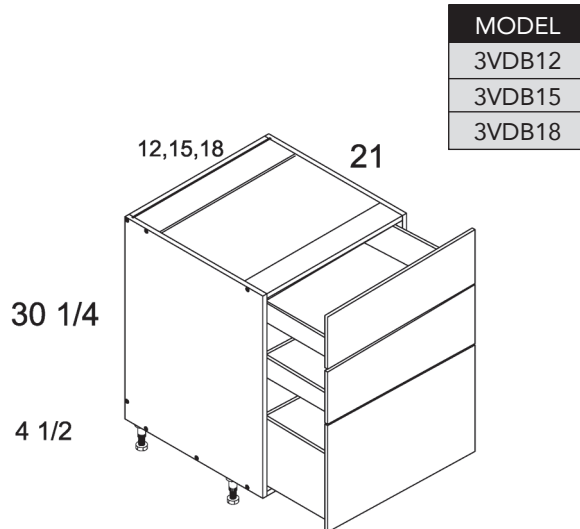


PRODUCT SPECIFICATIONS

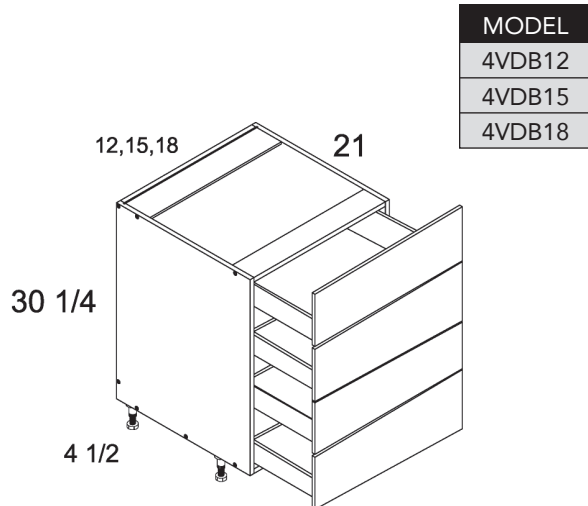


PRODUCT SPECIFICATIONS

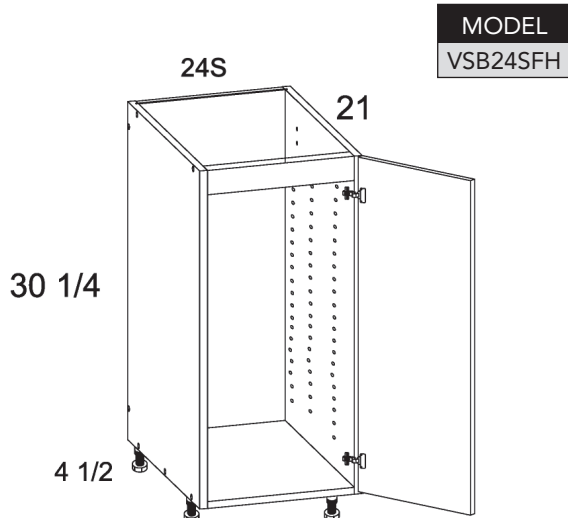
Three Drawer Vanity Bases



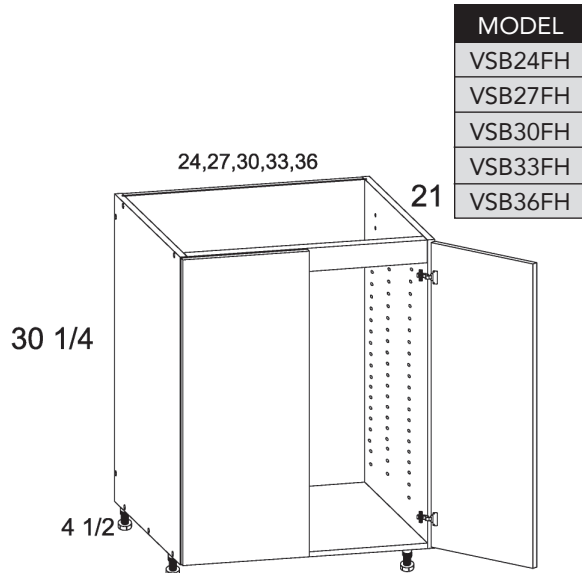
Four Drawer Vanity Bases



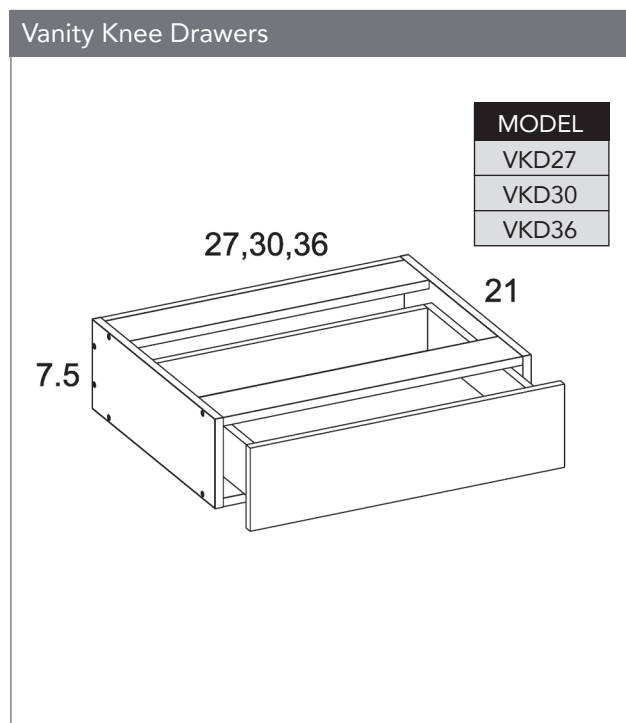
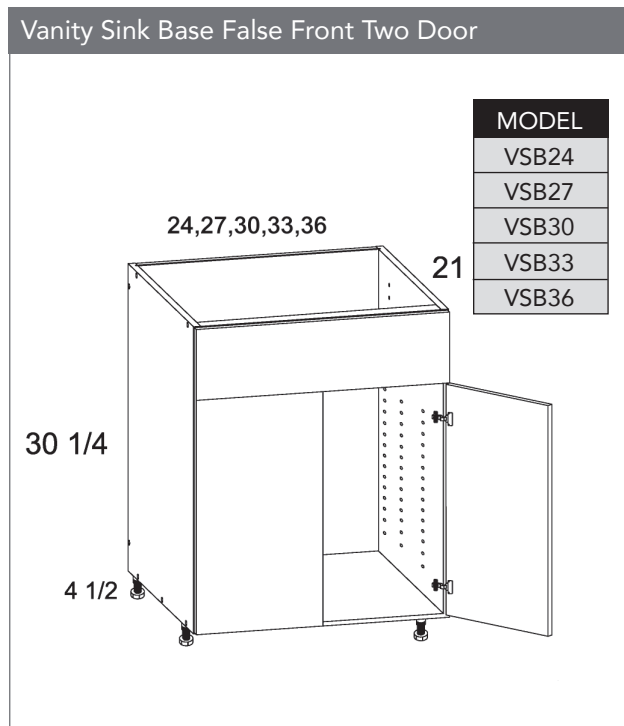
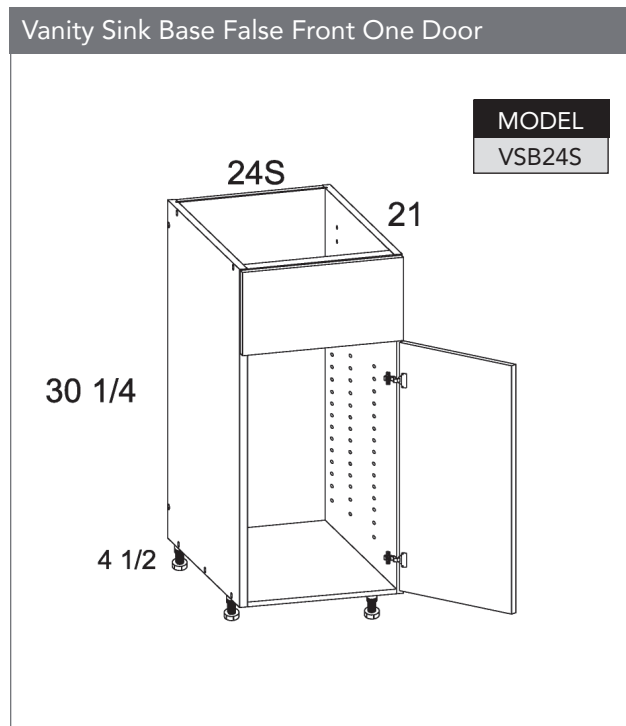
Full Height One Door Vanity Sink Bases



Full Height Double Door Vanity Sink Bases

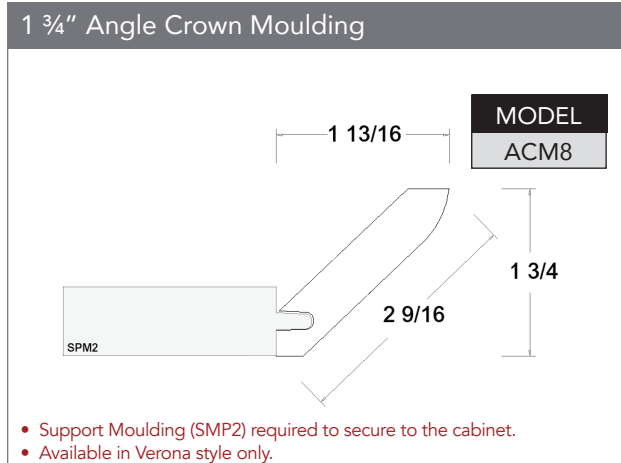


PRODUCT SPECIFICATIONS

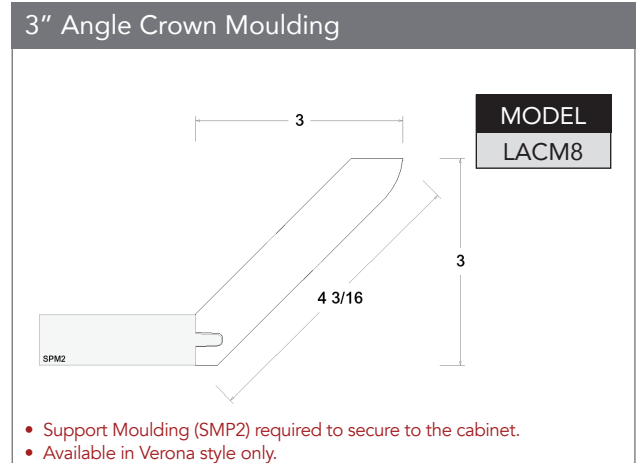


PRODUCT SPECIFICATIONS

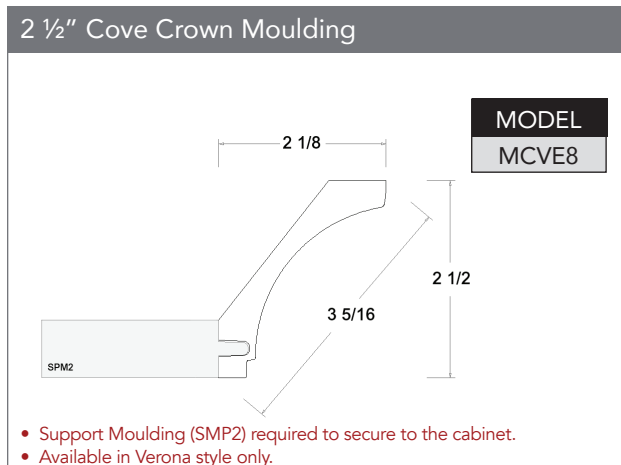
1 3/4" Angle Crown Moulding



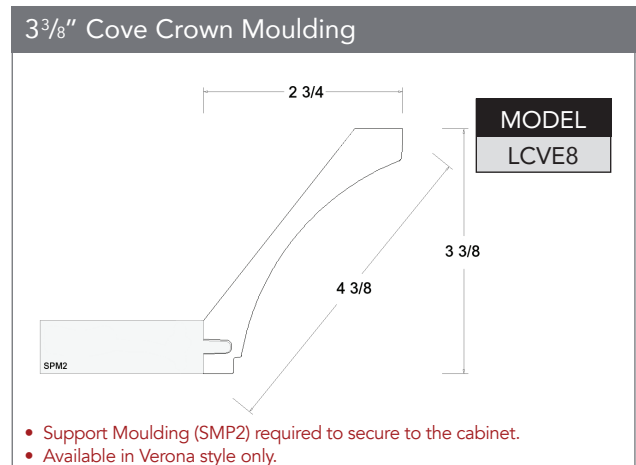
3" Angle Crown Moulding



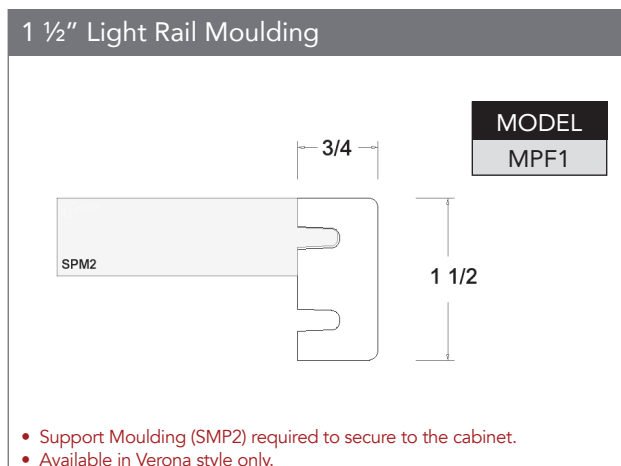
2 1/2" Cove Crown Moulding



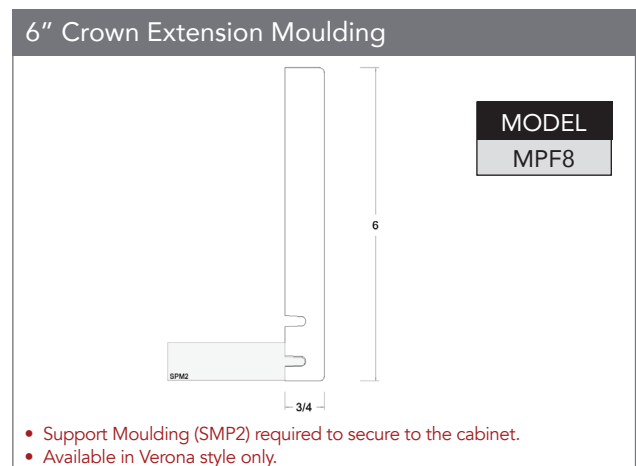
3 3/8" Cove Crown Moulding



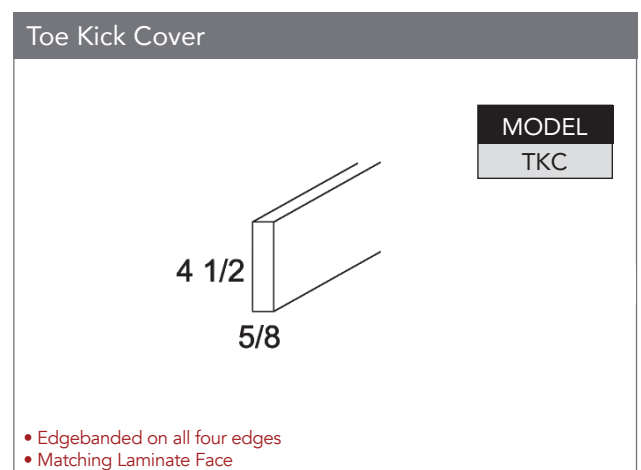
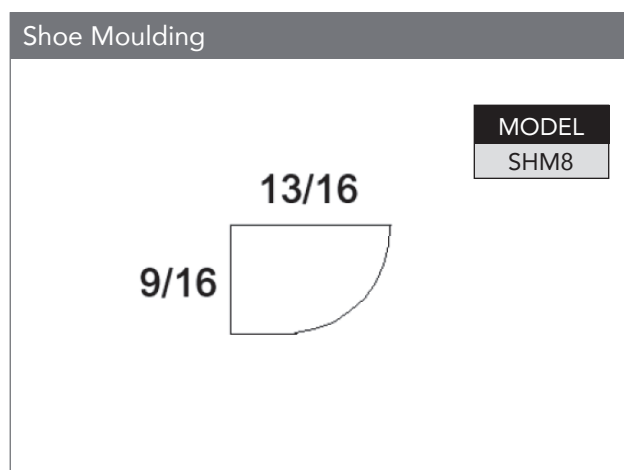
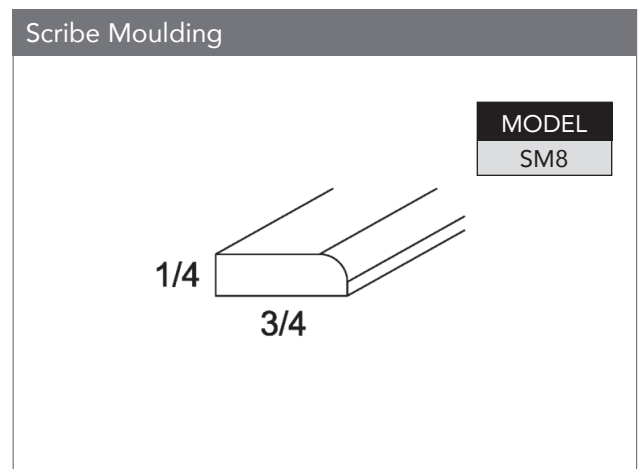
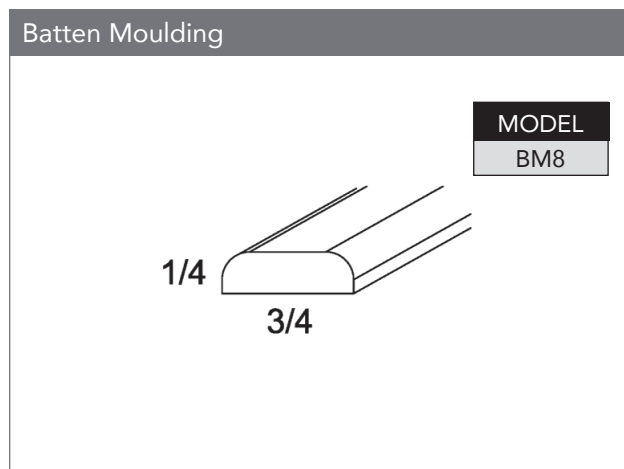
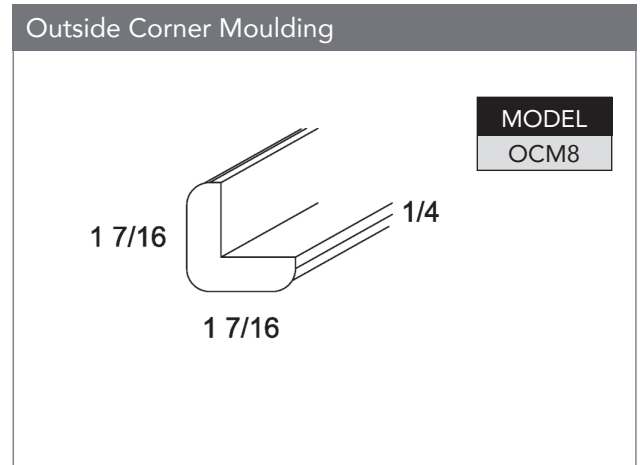
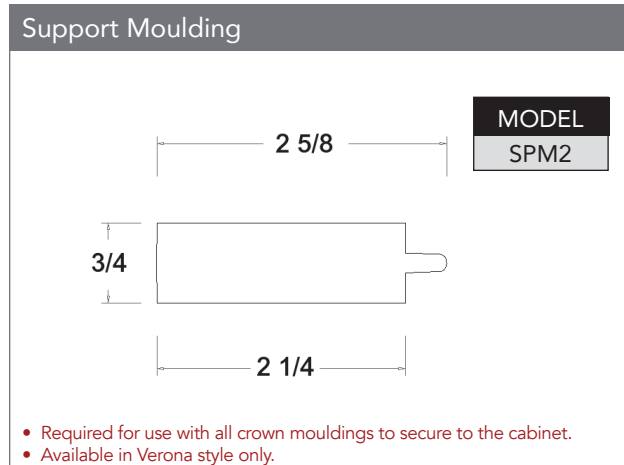
1 1/2" Light Rail Moulding



6" Crown Extension Moulding

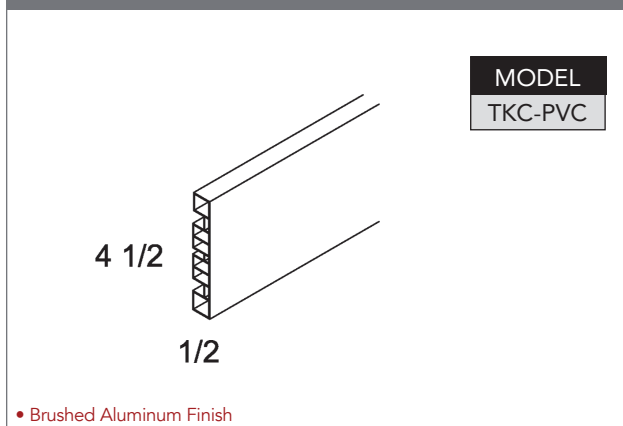


PRODUCT SPECIFICATIONS

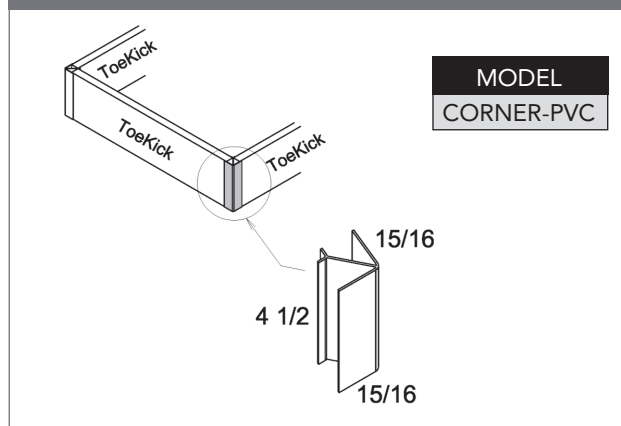


PRODUCT SPECIFICATIONS

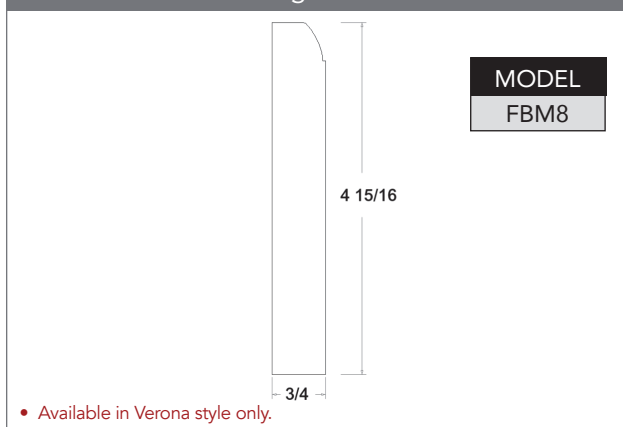
Brushed Aluminum PVC Toe Kick Cover



PVC Toe Kick Corner Connector

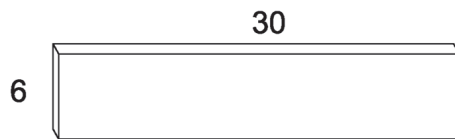


Furniture Base Moulding



PRODUCT SPECIFICATIONS

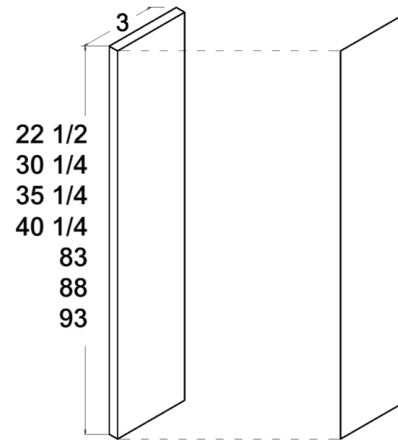
Fillers - Appliance Filler (Three Pack)



MODEL
AF3006

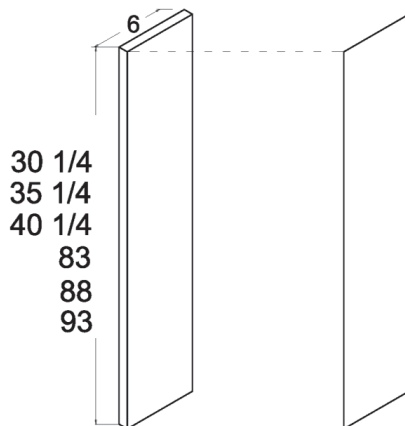
- Edgebanded on all four edges

Fillers - 3" Filler Overlays



MODEL
OF323
OF330
OF335
OF340
OF384
OF389
OF394

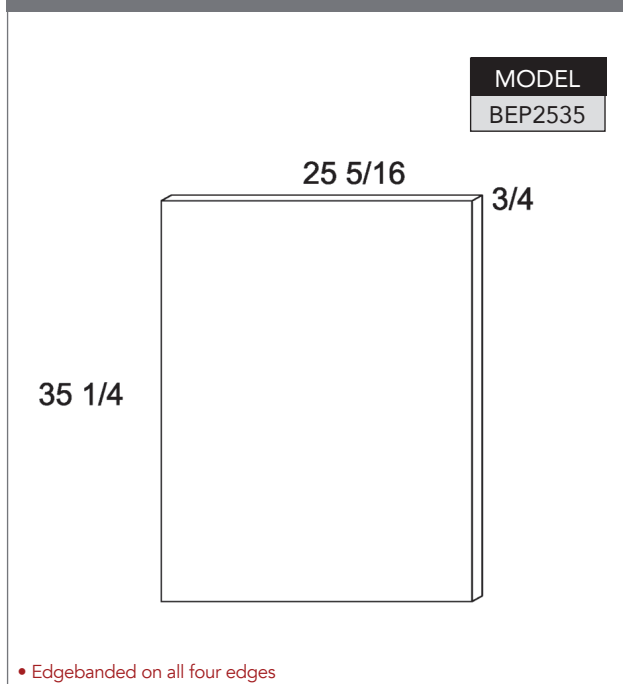
Fillers - 6" Filler Overlays



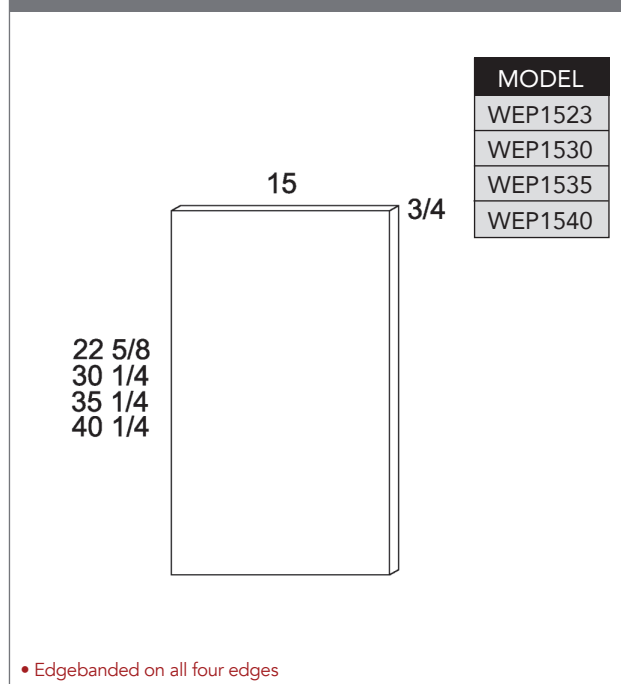
MODEL
OF630
OF635
OF640
OF684
OF689
OF694

PRODUCT SPECIFICATIONS

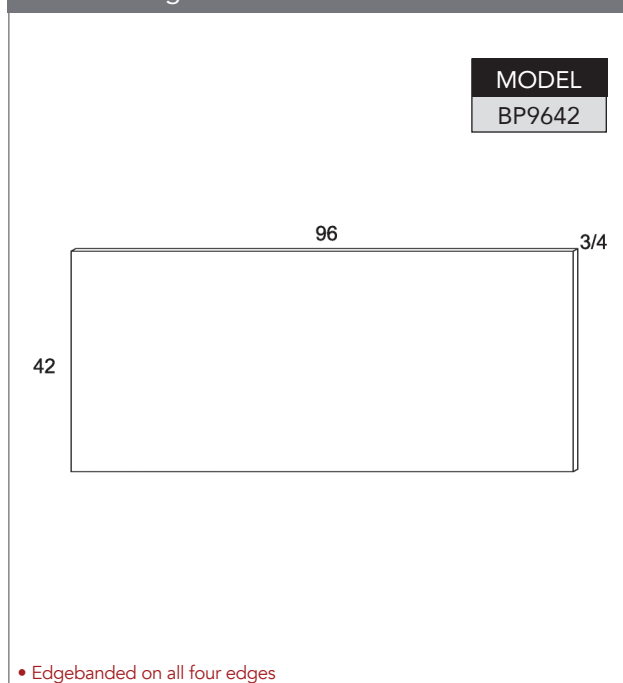
Panels - Base End Panel



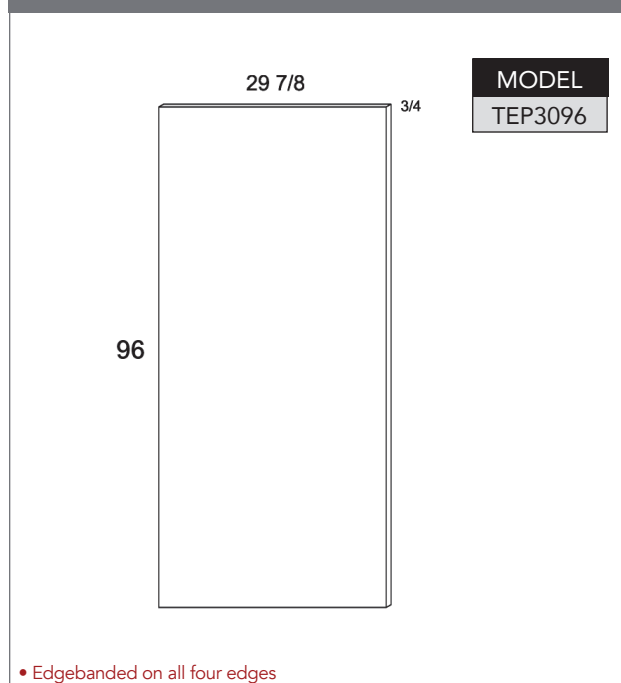
Panels - Wall End Panel



Panels - Long End Panel



Panels - Tall End Panel



PRODUCT SPECIFICATIONS

